REPORTE
OFERTA AÉREA
DISPONIBLE

PRIMERA QUINCENA MAYO 2021

HOTELES POR MÉXICO
Asociación Nacional de Cadenas Hoteleras

UNIVERSIDAD ANÁHUAC
VINCE IN BONO MALUM
MÉXICO

CICOTUR
Centro de Investigación y Competitividad Turística Anáhuac

03 MAYO 2021

Presentación

En este reporte se presenta la actualización sobre la oferta aérea disponible en el país en vuelos nacionales e internacionales, en la primera quincena del mes de mayo de 2021. Toda vez que la comparación directa con el mismo periodo del año previo, puede no dar una visión real de la recuperación, a partir de esta edición, todos los comparativos se realizan con el promedio de vuelos y asientes del primer trimestre de 2020. Con ello, se procura contar con una mejor referencia de un periodo base típico.

Las rutas objeto de análisis fueron todas aquellas que en 2019 superaron un volumen de 80,000 pasajeros en vuelos nacionales y 100,000 en internacionales, de acuerdo con los reportes de la Agencia Federal de Aviación Civil.

Las dimensiones consideradas en cada ruta fueron número de vuelos y asientos ofrecidos.

No existe una garantía de que los vuelos programados a futuro se concreten, por lo que las cifras deben tomarse con las reservas del caso.

La fecha de extracción de la información fue el 30 de abril de 2021.

La fuente utilizada es OAG.

Se puede destacar que se registra una tendencia de estabilización en la recuperación de los vuelos nacionales, en las últimas 4 quincenas, en torno al 75% en vuelos y al 80% en asientos. Para el componente internacional, se observa un nuevo repunte.

La recuperación alcanzada para las rutas nacionales es de 74.3% en vuelos (74.4% en la quincena anterior) y 80.3% en asientos (80.5% en el reporte previo); por lo que hace a las internacionales los porcentajes de recuperación son: 69.8% en vuelos (63.9% en el reporte anterior) y 69.3% en asientos (63.0% en el reporte anterior).

Avance en la recuperación de oferta aérea programada. Vuelos nacionales. Segunda quincena junio 2020-primera quincena mayo 2021

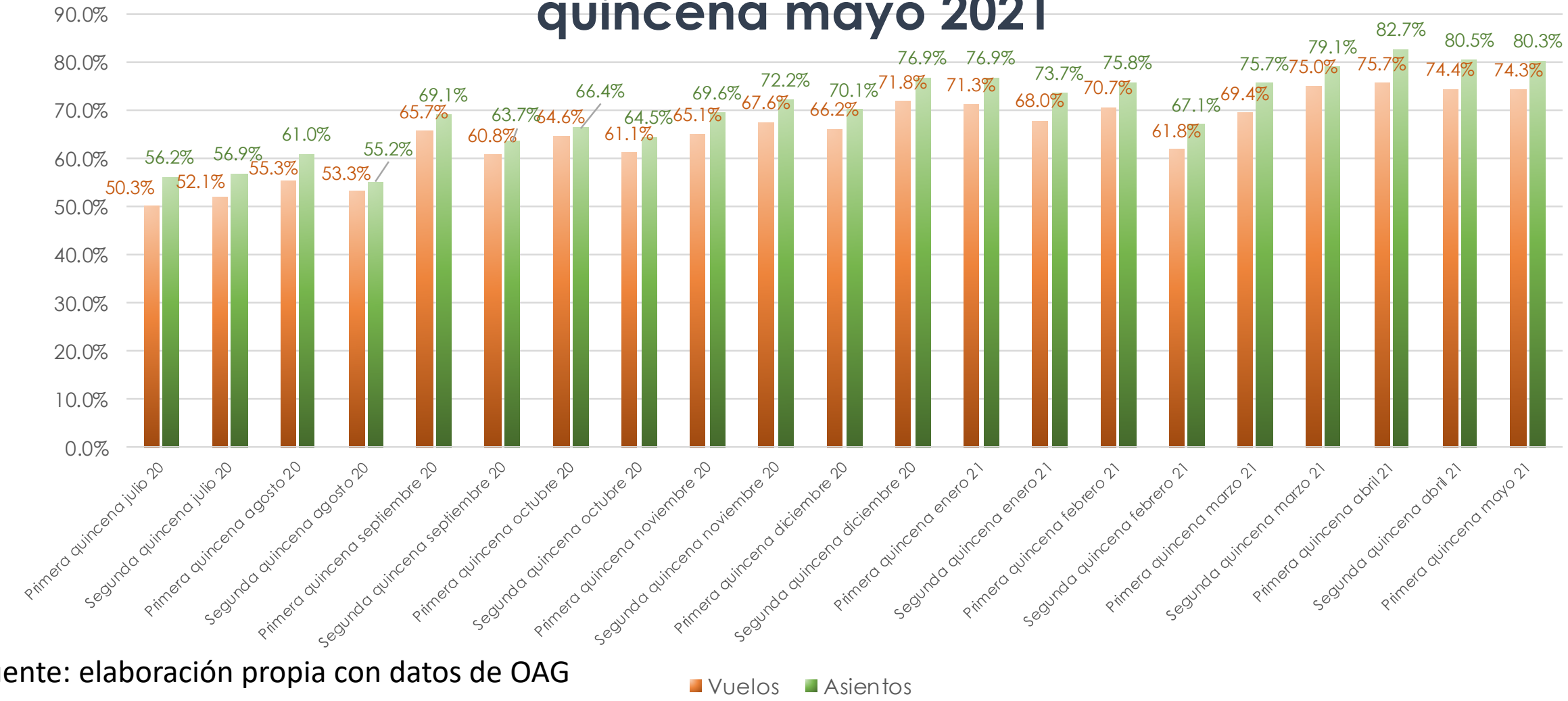

Fuente: elaboración propia con datos de OAG

Avance en la recuperación de oferta aérea programada. Vuelos internacionales. Segunda quincena junio primera quincena mayo 2021

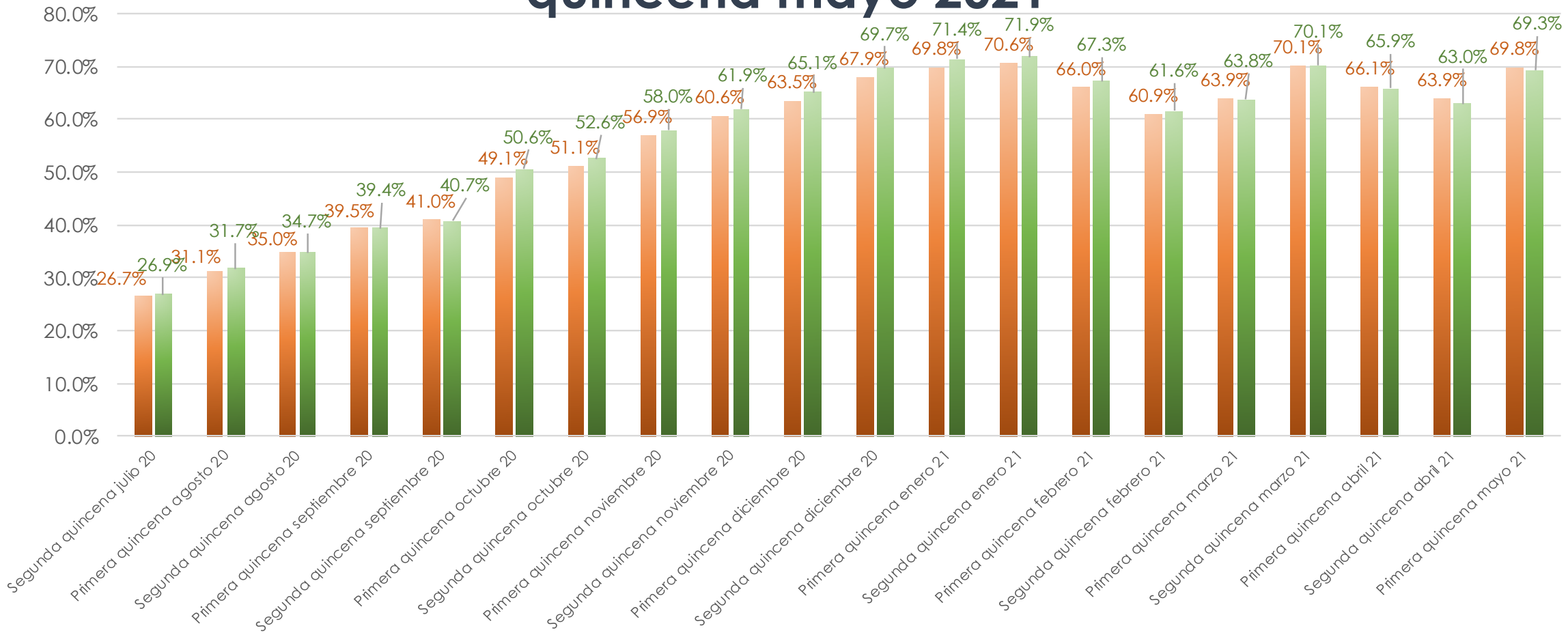

Fuente: elaboración propia con datos de OAG

REPORTE REGIONAL

A DESTINOS SELECCIONADOS

ORIGEN: ESTADOS UNIDOS

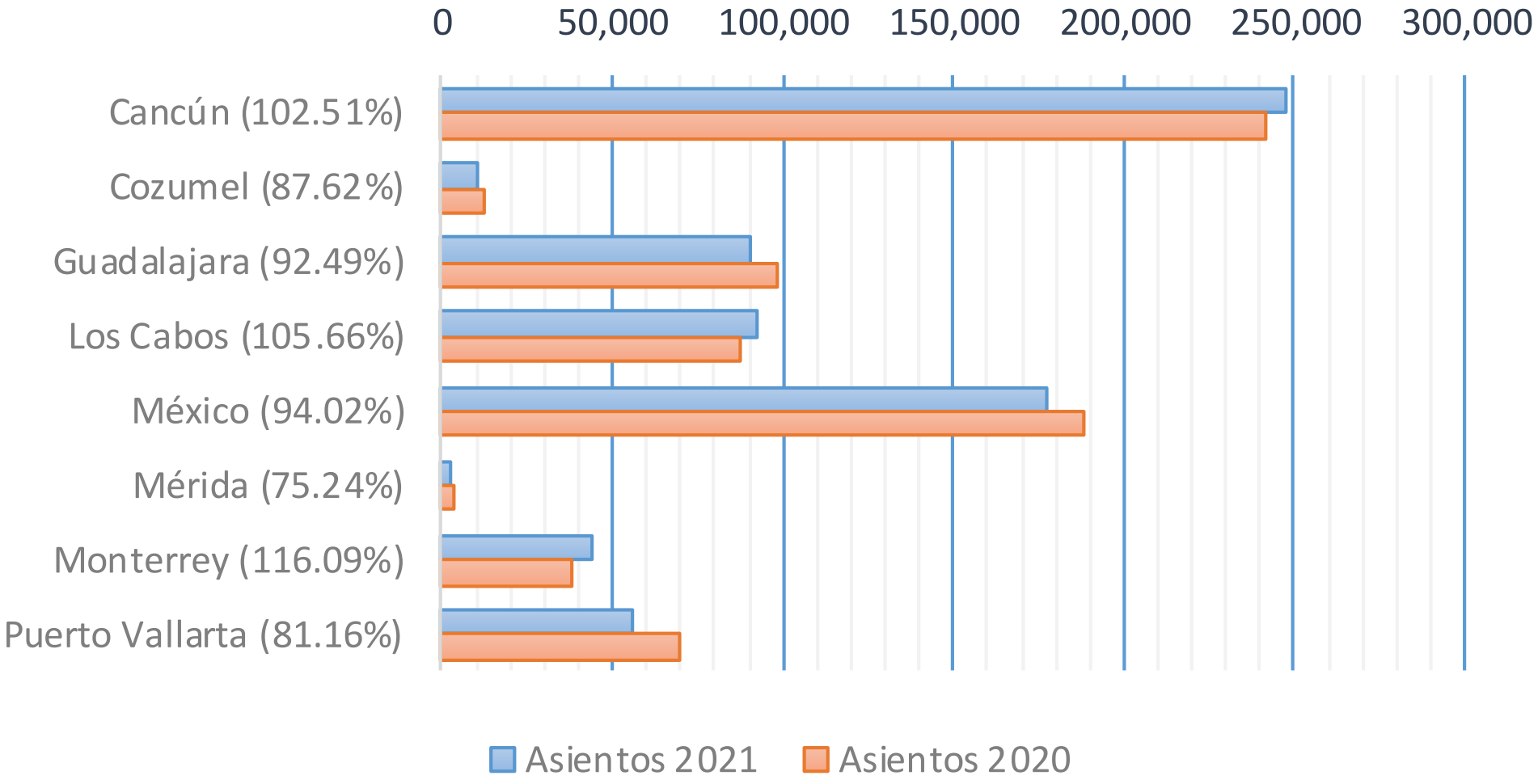

ORIGEN: CANADÁ

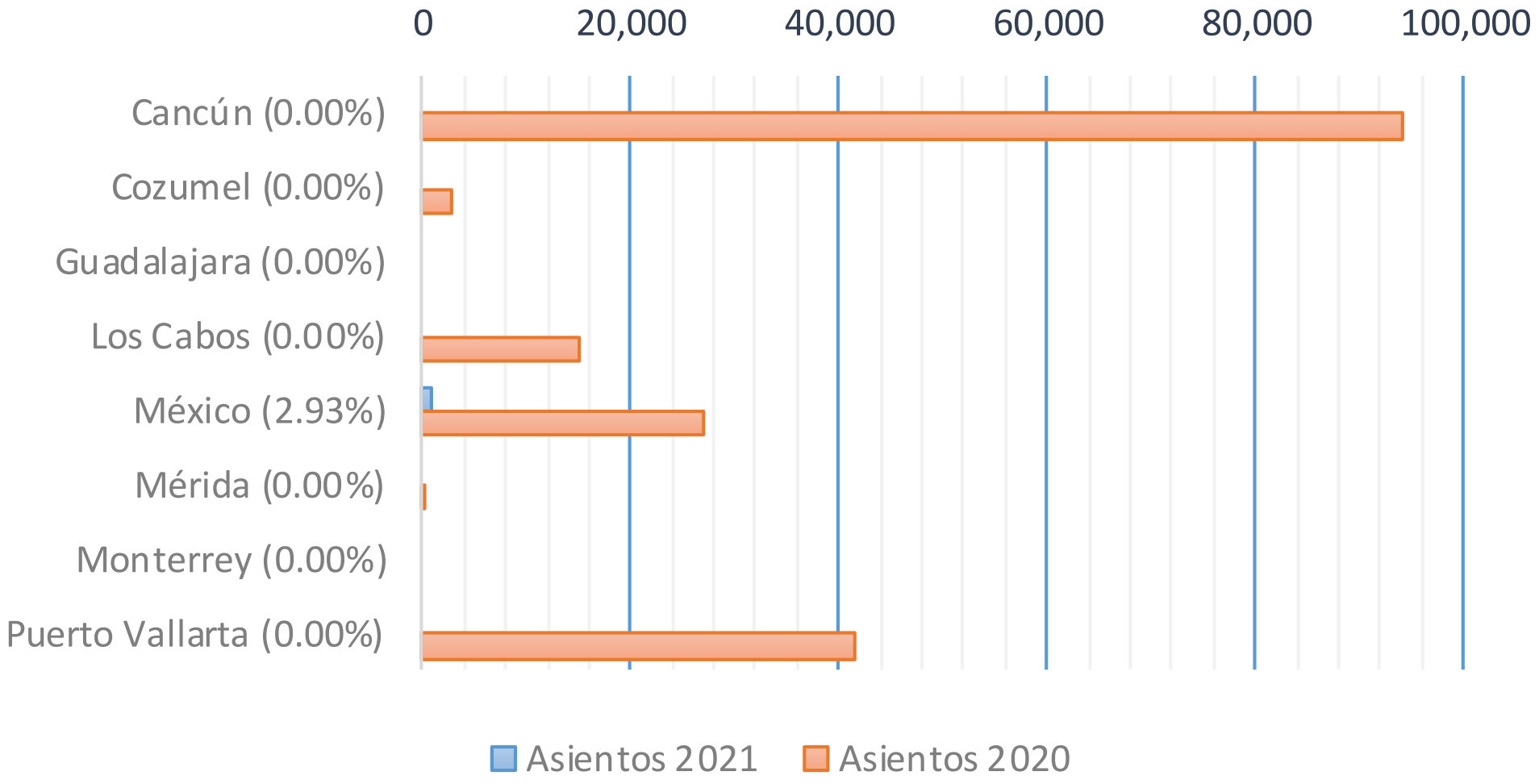

ORIGEN: CENTRO Y SURAMÉRICA

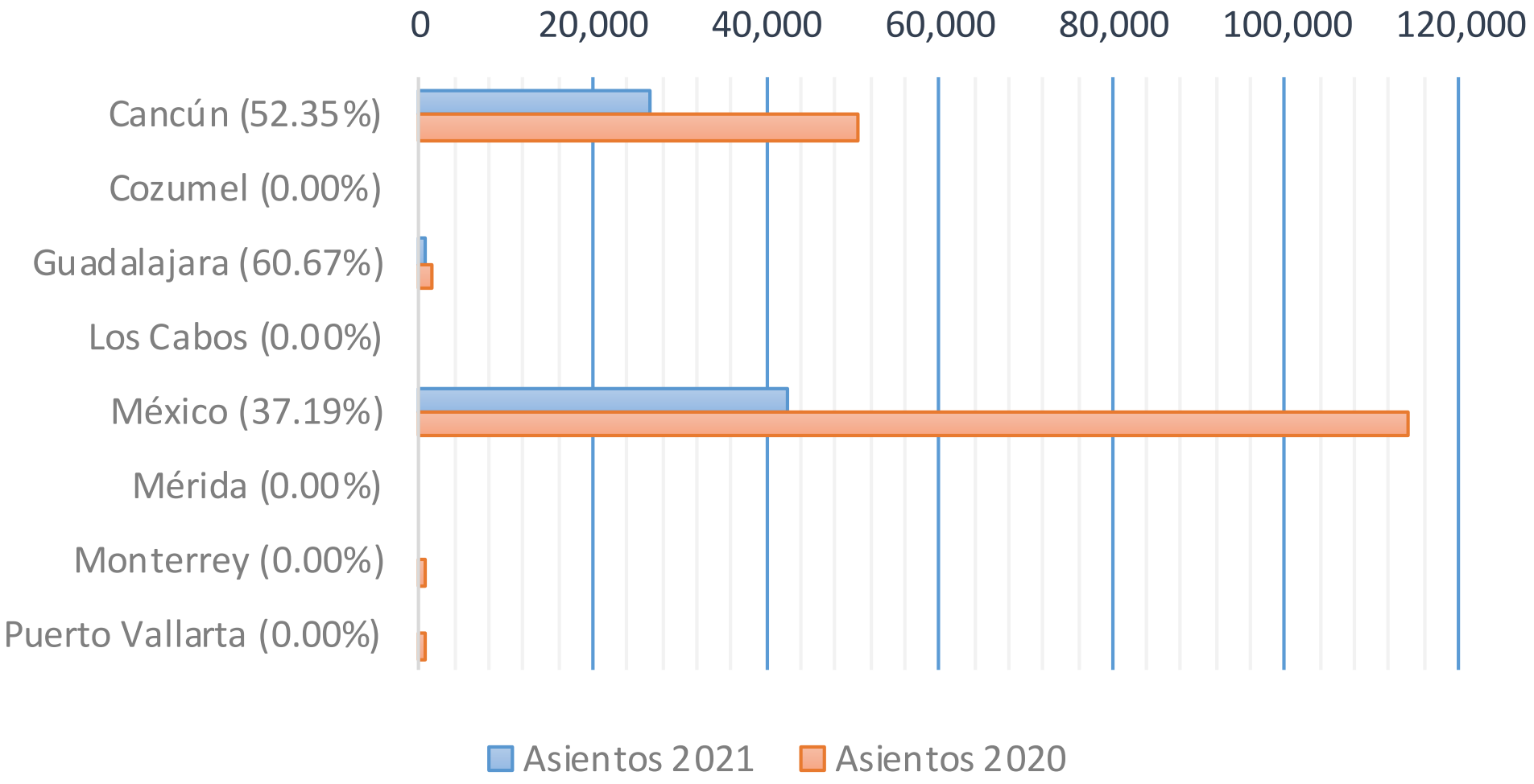

ORIGEN: EUROPA

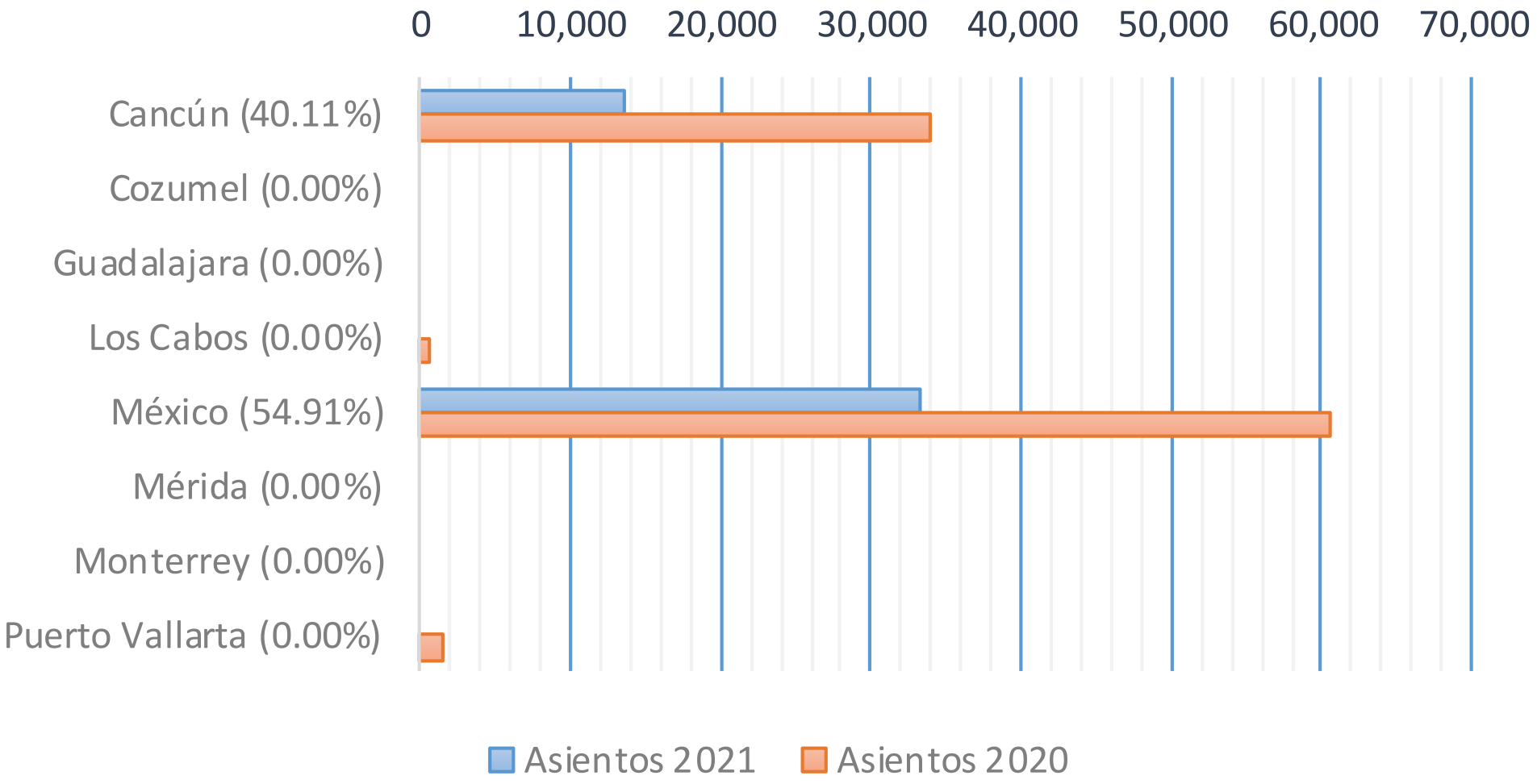

ÍNDICE

GENERAL DE VUELOS

ORIGEN	DESTINO	PÁG
RESUMEN TODOS LOS VUELOS NACIONALES		**17**
Acapulco	México	**18**
Aguascalientes	México	**19**
Aguascalientes	Tijuana	**19**
Bajío	Cancún	**20**
Bajío	México	**20**
Bajío	Monterrey	**20**
Bajío	Tijuana	**20**
Campeche	México	**21**
Cancún	Bajío	**22**
Cancún	Guadalajara	**22**
Cancún	México	**22**
Cancún	Monterrey	**22**
Cancún	Puebla	**23**
Cancún	Veracruz	**23**
Chetumal	México	**24**
Chihuahua	Guadalajara	**25**
Chihuahua	México	**25**
Chihuahua	Monterrey	**25**
CD. del Carmen	México	**26**
CD. Juárez	Guadalajara	**27**
CD. Juárez	México	**27**
CD. Juárez	Monterrey	**27**

ORIGEN	DESTINO	PÁG
CD. Obregón	México	**28**
Culiacán	Guadalajara	**29**
Culiacán	México	**29**
Culiacán	Tijuana	**29**
Durango	México	**30**
Guadalajara	Cancún	**31**
Guadalajara	Chihuahua	**31**
Guadalajara	CD. Juárez	**31**
Guadalajara	Hermosillo	**31**
Guadalajara	La Paz	**32**
Guadalajara	Los Cabos	**32**
Guadalajara	Mérida	**32**
Guadalajara	Mexicali	**32**
Guadalajara	México	**33**
Guadalajara	Monterrey	**33**
Guadalajara	Tijuana	**33**
Guadalajara	Veracruz	**33**
Hermosillo	Guadalajara	**34**
Hermosillo	México	**34**
Hermosillo	Monterrey	**34**
Hermosillo	Tijuana	**34**
Huatulco	México	**35**

ORIGEN	DESTINO	PÁG
Ixtapa	México	**36**
La Paz	Guadalajara	**37**
La Paz	México	**37**
La Paz	Tijuana	**37**
Los Cabos	Guadalajara	**38**
Los Cabos	México	**38**
Los Cabos	Tijuana	**38**
Los Mochis	México	**39**
Mazatlán	México	**40**
Mérida	Guadalajara	**41**
Mérida	México	**41**
Mérida	Monterrey	**41**
Mexicali	Guadalajara	**42**
Mexicali	México	**42**
México	Acapulco	**43**
México	Aguascalientes	**43**
México	Bajío	**43**
México	Campeche	**43**
México	Cancún	**44**
México	CD. del Carmen	**44**
México	CD. Juárez	**44**
México	CD. Obregón	**44**

ORIGEN	DESTINO	PÁG
México	Chetumal	45
México	Chihuahua	45
México	Culiacán	45
México	Durango	45
México	Guadalajara	46
México	Hermosillo	46
México	Huatulco	46
México	Ixtapa	46
México	La Paz	47
México	Los Cabos	47
México	Los Mochis	47
México	Mazatlán	47
México	Mérida	48
México	Mexicali	48
México	Monterrey	48
México	Oaxaca	48
México	P. Escondido	49
México	P. Vallarta	49
México	Reynosa	49
México	SLP	49
México	Tampico	50
México	Tapachula	50

ORIGEN	DESTINO	PÁG
México	Tijuana	50
México	Torreón	50
México	Tuxtla GTZ	51
México	Veracruz	51
México	Villahermosa	51
México	Zacatecas	51
Monterrey	Bajío	52
Monterrey	Cancún	52
Monterrey	Chihuahua	52
Monterrey	CD. Juárez	52
Monterrey	Guadalajara	53
Monterrey	Hermosillo	53
Monterrey	Mérida	53
Monterrey	México	53
Monterrey	Puebla	54
Monterrey	P. Vallarta	54
Monterrey	Querétaro	54
Monterrey	Tijuana	54
Monterrey	Toluca	55
Monterrey	Veracruz	55
Morelia	Tijuana	56
Oaxaca	México	57

ORIGEN	DESTINO	PÁG
Puebla	Cancún	58
Puebla	Monterrey	58
P. Escondido	México	59
P. Vallarta	México	60
P. Vallarta	Monterrey	60
Querétaro	Monterrey	61
Reynosa	México	62
SLP	México	63
Tampico	México	64
Tapachula	México	65
Tijuana	Aguascalientes	66
Tijuana	Bajío	66
Tijuana	Culiacán	66
Tijuana	Guadalajara	66
Tijuana	Los Cabos	67
Tijuana	México	67
Tijuana	Monterrey	67
Tijuana	Morelia	67
Toluca	Monterrey	68
Torreón	México	69
Tuxtla GTZ	México	70
Veracruz	Cancún	71

ORIGEN	DESTINO	PÁG
Veracruz	Guadalajara	71
Veracruz	México	71
Veracruz	Monterrey	71
Villahermosa	México	72
Zacatecas	México	73
RESUMEN TODOS LOS VUELOS INTERNACIONALES		75
Amsterdam	México	76
Atlanta	Cancún	77
Atlanta	México	77
Baltimore	Cancún	78
Bogota	Cancún	79
Bogota	México	79
Buenos Aires	México	80
Calgary	Cancún	81
Calgary	Puerto Vallarta	81
Charlotte	Cancún	82
Chicago O'Hare	Cancún	83
Chicago O'Hare	Guadalajara	83
Chicago O'Hare	México	83
Chicago Midway	Cancún	84
Chicago Midway	Guadalajara	84
Dallas-Fort Worth	Cancún	85

ORIGEN	DESTINO	PÁG
Dallas-Fort Worth	Guadalajara	85
Dallas-Fort Worth	Los Cabos	85
Dallas-Fort Worth	México	85
Dallas-Fort Worth	Monterrey	86
Dallas-Fort Worth	Puerto Vallarta	86
Denver	Cancún	87
Detroit	Cancún	88
Fort Lauderdale	Cancún	89
Frankfurt	México	90
Fresno	Guadalajara	91
Guatemala	México	92
Houston	Cancún	93
Houston	Guadalajara	93
Houston	Los Cabos	93
Houston	México	93
Houston	Monterrey	94
Houston	Puerto Vallarta	94
La Habana	Cancún	95
La Habana	México	95
Las Vegas	Guadalajara	96
Las Vegas	México	96
Lima	Cancún	97

ORIGEN	DESTINO	PÁG
Lima	México	97
Londres Heathrow	Cancún	98
Londres Heathrow	México	98
Los Angeles	Cancún	99
Los Angeles	Guadalajara	99
Los Angeles	Los Cabos	99
Los Angeles	México	99
Los Angeles	Puerto Vallarta	100
Madrid Barajas	Cancún	101
Madrid Barajas	México	101
Manchester	Cancún	102
Miami	Cancún	103
Miami	México	103
Minneapolis	Cancún	104
Montreal	Cancún	105
Montreal	México	105
Nueva York JFK	Cancún	106
Nueva York JFK	México	106
Nueva York Newark	Cancún	107
Nueva York Newark	México	107
Orlando	México	108
Panama	Cancún	109

ORIGEN	DESTINO	PÁG
Panama	México	109
Paris	México	110
Philadelphia	Cancún	111
Phoenix	Los Cabos	112
Sacramento	Guadalajara	113
San Antonio	México	114
San Diego	Los Cabos	115
San Francisco	Cancún	116
San Francisco	Guadalajara	116
San Francisco	Los Cabos	116
San Francisco	México	116
San Francisco	Puerto Vallarta	117
San Jose, California	Guadalajara	118
San Jose, Costa Rica	México	119
San Salvador	México	120
Santiago De Chile	México	121
Sao Paulo	México	122
St. Louis	Cancún	123
Tokyo	México	124
Toronto	Cancún	125
Toronto	México	125
Vancouver	Cancún	126

ORIGEN	DESTINO	PÁG
Vancouver	México	126
Cancún	Atlanta	127
Cancún	Baltimore	127
Cancún	Bogota	127
Cancún	Calgary	127
Cancún	Charlotte	128
Cancún	Chicago Midway	128
Cancún	Chicago O'Hare	128
Cancún	Dallas-Fort Worth	128
Cancún	Denver	129
Cancún	Detroit	129
Cancún	Fort Lauderdale	129
Cancún	Houston	129
Cancún	La Habana	130
Cancún	Lima	130
Cancún	Londres Heathrow	130
Cancún	Los Angeles	130
Cancún	Madrid Barajas	131
Cancún	Manchester	131
Cancún	Miami	131
Cancún	Minneapolis	131
Cancún	Montreal	132

ORIGEN	DESTINO	PÁG
Cancún	Nueva York JFK	132
Cancún	Nueva York Newark	132
Cancún	Panama	132
Cancún	Philadelphia	133
Cancún	San Francisco	133
Cancún	St. Louis	133
Cancún	Toronto	133
Cancún	Vancouver	134
Guadalajara	Chicago Midway	135
Guadalajara	Chicago O'Hare	135
Guadalajara	Dallas-Fort Worth	135
Guadalajara	Fresno	135
Guadalajara	Houston	136
Guadalajara	Las Vegas	136
Guadalajara	Los Angeles	136
Guadalajara	Sacramento	136
Guadalajara	San Francisco	137
Guadalajara	San Jose, California	137
Los Cabos	Dallas-Fort Worth	138
Los Cabos	Houston	138
Los Cabos	Los Angeles	138
Los Cabos	Phoenix	138

ORIGEN	DESTINO	PÁG
Los Cabos	San Diego	139
Los Cabos	San Francisco	139
México	Amsterdam	140
México	Atlanta	140
México	Bogota	140
México	Buenos Aires	140
México	Chicago O'Hare	141
México	Dallas-Fort Worth	141
México	Frankfurt	141
México	Guatemala	141
México	Houston	142
México	La Habana	142
México	Las Vegas	142
México	Lima	142
México	Londres Heathrow	143
México	Los Angeles	143
México	Madrid Barajas	143
México	Miami	143
México	Montreal	144
México	Nueva York JFK	144
México	Nueva York Newark	144
México	Orlando	144

ORIGEN	DESTINO	PÁG
México	Panama	145
México	Paris	145
México	San Antonio	145
México	San Francisco	145
México	San Jose, Costa Rica	146
México	San Salvador	146
México	Santiago De Chile	146
México	Sao Paulo	146
México	Tokyo	147
México	Toronto	147
México	Vancouver	147
Monterrey	Dallas-Fort Worth	148
Monterrey	Houston	148
Puerto Vallarta	Calgary	149
Puerto Vallarta	Dallas-Fort Worth	149
Puerto Vallarta	Houston	149
Puerto Vallarta	Los Angeles	149
Puerto Vallarta	San Francisco	150

VUELOS
NACIONALES

RESUMEN TODOS LOS VUELOS NACIONALES

2021		2020	
Vuelos	Asientos	Vuelos	Asientos
14,411	2,239,384	19,399	2,788,454

Porcentajes de recuperación

VUELOS

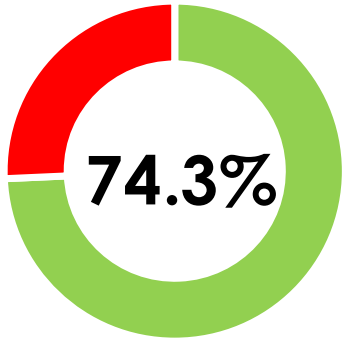

ASIENTOS

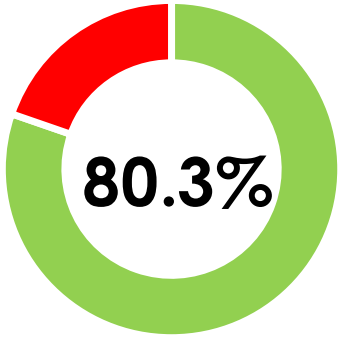

RECUPERADO

PENDIENTE DE RECUPERACIÓN

ORIGEN: ACAPULCO

	2021		2020	
	Vuelos	Asientos	Vuelos	Asientos
México	116	12,295	156	15,288

Porcentajes de Recuperación

VUELOS

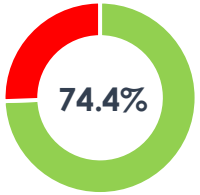

ASIENTOS

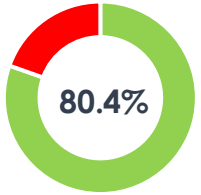

ORIGEN: AGUASCALIENTES

	2021		2020	
	Vuelos	Asientos	Vuelos	Asientos
México	62	6,769	95	10,209

Porcentajes de Recuperación

VUELOS

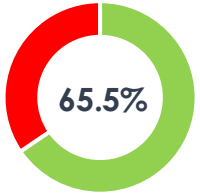

ASIENTOS

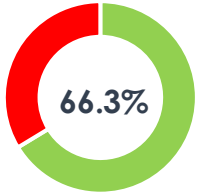

	2021		2020	
	Vuelos	Asientos	Vuelos	Asientos
Tijuana	32	5,728	32	5,806

Porcentajes de Recuperación

VUELOS

ASIENTOS

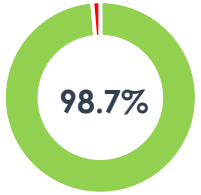

ORIGEN: BAJÍO

	2021		2020	
	Vuelos	Asientos	Vuelos	Asientos
Cancún	40	7,967	37	6,963

Porcentajes de Recuperación

VUELOS

ASIENTOS

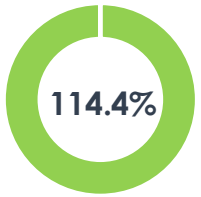

	2021		2020	
	Vuelos	Asientos	Vuelos	Asientos
México	78	7,716	152	18,296

Porcentajes de Recuperación

VUELOS

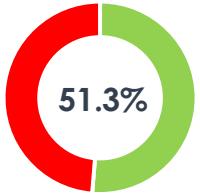

ASIENTOS

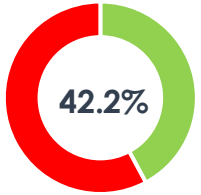

	2021		2020	
	Vuelos	Asientos	Vuelos	Asientos
Monterrey	17	3,138	56	7,414

Porcentajes de Recuperación

VUELOS

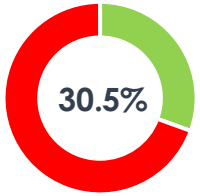

ASIENTOS

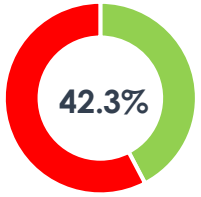

	2021		2020	
	Vuelos	Asientos	Vuelos	Asientos
Tijuana	69	13,986	77	15,171

Porcentajes de Recuperación

VUELOS

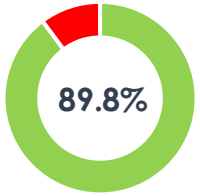

ASIENTOS

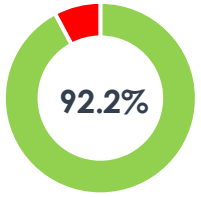

ORIGEN: CAMPECHE

	2021		2020	
	Vuelos	Asientos	Vuelos	Asientos
México	28	3,861	39	4,298

Porcentajes de Recuperación

VUELOS

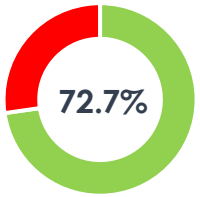

ASIENTOS

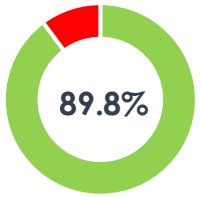

ORIGEN: CANCÚN

	2021		2020	
	Vuelos	Asientos	Vuelos	Asientos
Bajío	40	7,967	37	6,963

Porcentajes de Recuperación

VUELOS

ASIENTOS

	2021		2020	
	Vuelos	Asientos	Vuelos	Asientos
Guadalajara	158	28,017	113	20,611

Porcentajes de Recuperación

VUELOS

ASIENTOS

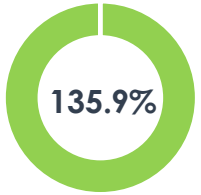

	2021		2020	
	Vuelos	Asientos	Vuelos	Asientos
México	497	107,943	596	106,122

Porcentajes de Recuperación

VUELOS

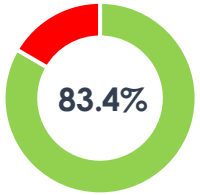

ASIENTOS

	2021		2020	
	Vuelos	Asientos	Vuelos	Asientos
Monterrey	156	28,652	135	20,939

Porcentajes de Recuperación

VUELOS

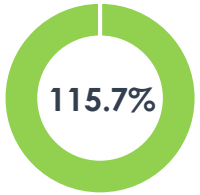

ASIENTOS

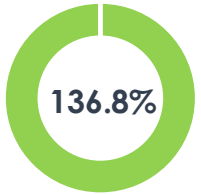

ORIGEN: CANCÚN

	2021		2020	
	Vuelos	Asientos	Vuelos	Asientos
Puebla	32	5,679	30	5,364

Porcentajes de Recuperación

VUELOS

ASIENTOS

	2021		2020	
	Vuelos	Asientos	Vuelos	Asientos
Veracruz	28	5,208	29	5,394

Porcentajes de Recuperación

VUELOS

ASIENTOS

ORIGEN: CHETUMAL

	2021		2020	
	Vuelos	Asientos	Vuelos	Asientos
México	38	5,658	42	7,273

Porcentajes de Recuperación

VUELOS

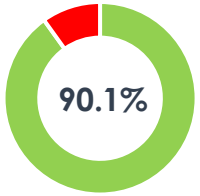

ASIENTOS

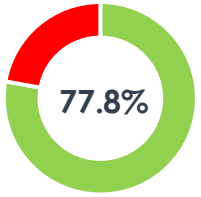

ORIGEN: CHIHUAHUA

	2021		2020	
	Vuelos	Asientos	Vuelos	Asientos
Guadalajara	25	4,517	26	4,867

Porcentajes de Recuperación

VUELOS

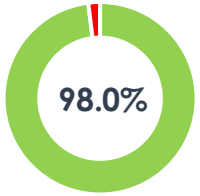

ASIENTOS

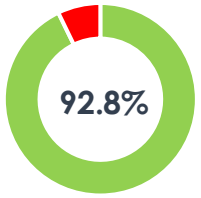

	2021		2020	
	Vuelos	Asientos	Vuelos	Asientos
México	96	15,086	136	19,538

Porcentajes de Recuperación

VUELOS

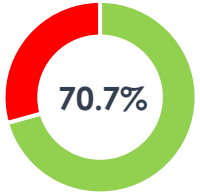

ASIENTOS

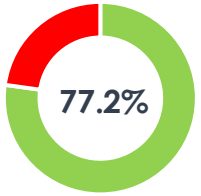

	2021		2020	
	Vuelos	Asientos	Vuelos	Asientos
Monterrey	15	2,828	43	5,193

Porcentajes de Recuperación

VUELOS

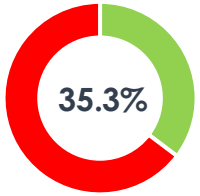

ASIENTOS

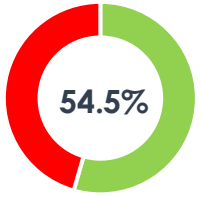

ORIGEN: CD. CARMEN

	2021		2020	
	Vuelos	Asientos	Vuelos	Asientos
México	48	5,972	57	7,080

Porcentajes de Recuperación

VUELOS

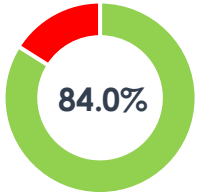

ASIENTOS

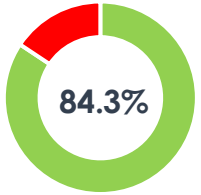

ORIGEN: CD. JUÁREZ

	2021		2020	
	Vuelos	Asientos	Vuelos	Asientos
Guadalajara	27	4,952	40	7,233

Porcentajes de Recuperación

VUELOS

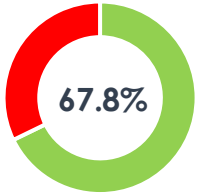

ASIENTOS

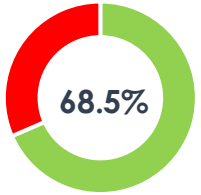

	2021		2020	
	Vuelos	Asientos	Vuelos	Asientos
México	80	12,760	112	16,234

Porcentajes de Recuperación

VUELOS

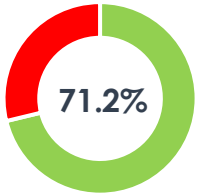

ASIENTOS

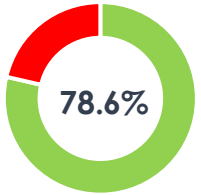

	2021		2020	
	Vuelos	Asientos	Vuelos	Asientos
Monterrey	15	2,760	19	3,586

Porcentajes de Recuperación

VUELOS

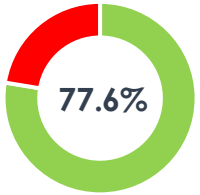

ASIENTOS

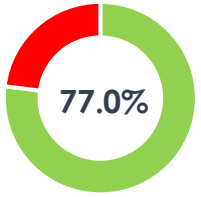

ORIGEN: CD. OBREGÓN

	2021		2020	
	Vuelos	Asientos	Vuelos	Asientos
México	33	3,747	40	4,867

Porcentajes de Recuperación

VUELOS

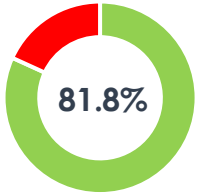

ASIENTOS

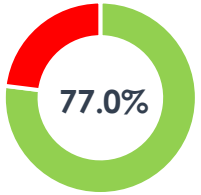

ORIGEN: CULIACÁN

	2021		2020	
	Vuelos	Asientos	Vuelos	Asientos
Guadalajara	36	5,506	46	9,856

Porcentajes de Recuperación

VUELOS

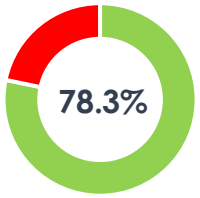

ASIENTOS

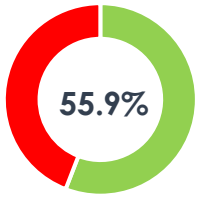

	2021		2020	
	Vuelos	Asientos	Vuelos	Asientos
México	85	14,931	123	18,534

Porcentajes de Recuperación

VUELOS

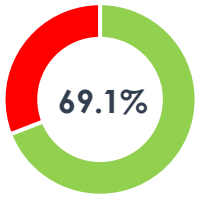

ASIENTOS

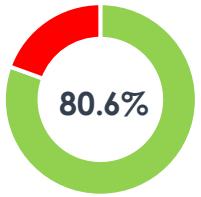

	2021		2020	
	Vuelos	Asientos	Vuelos	Asientos
Tijuana	111	23,373	108	21,836

Porcentajes de Recuperación

VUELOS

ASIENTOS

ORIGEN: DURANGO

	2021		2020	
	Vuelos	Asientos	Vuelos	Asientos
México	53	5,558	60	6,432

Porcentajes de Recuperación

VUELOS

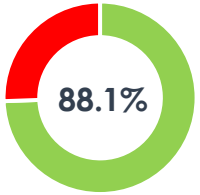

ASIENTOS

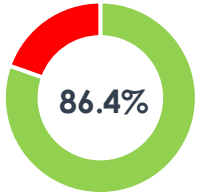

ORIGEN: GUADALAJARA

	2021		2020	
	Vuelos	Asientos	Vuelos	Asientos
Cancún	158	28,017	113	20,604

Porcentajes de Recuperación

VUELOS

ASIENTOS

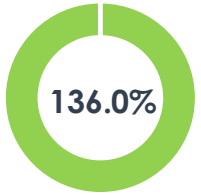

	2021		2020	
	Vuelos	Asientos	Vuelos	Asientos
Chihuahua	25	4,517	26	4,867

Porcentajes de Recuperación

VUELOS

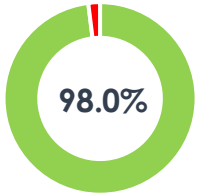

ASIENTOS

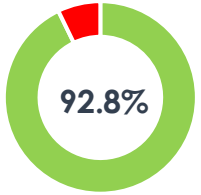

	2021		2020	
	Vuelos	Asientos	Vuelos	Asientos
CD. Juárez	27	4,952	40	7,233

Porcentajes de Recuperación

VUELOS

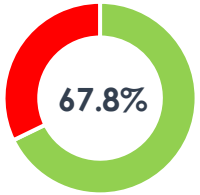

ASIENTOS

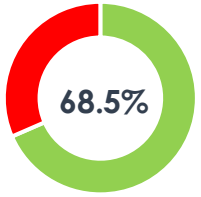

	2021		2020	
	Vuelos	Asientos	Vuelos	Asientos
Hermosillo	43	7,802	60	11,405

Porcentajes de Recuperación

VUELOS

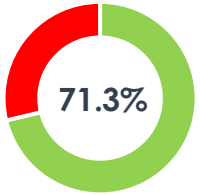

ASIENTOS

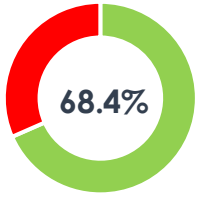

ORIGEN: GUADALAJARA

	2021		2020	
	Vuelos	Asientos	Vuelos	Asientos
La Paz	31	5,508	35	5,681

Porcentajes de Recuperación

VUELOS

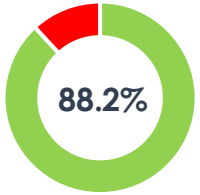

ASIENTOS

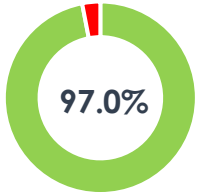

	2021		2020	
	Vuelos	Asientos	Vuelos	Asientos
Los Cabos	49	8,142	51	8,575

Porcentajes de Recuperación

VUELOS

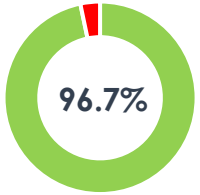

ASIENTOS

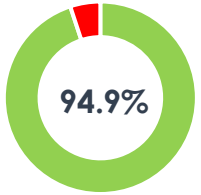

	2021		2020	
	Vuelos	Asientos	Vuelos	Asientos
Mérida	18	3,292	30	5,539

Porcentajes de Recuperación

VUELOS

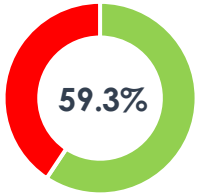

ASIENTOS

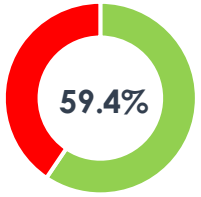

	2021		2020	
	Vuelos	Asientos	Vuelos	Asientos
Mexicali	60	13,188	65	13,032

Porcentajes de Recuperación

VUELOS

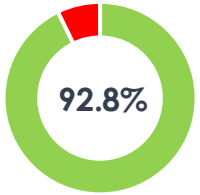

ASIENTOS

ORIGEN: GUADALAJARA

	2021		2020	
	Vuelos	Asientos	Vuelos	Asientos
México	303	52,103	604	101,641

Porcentajes de Recuperación

VUELOS

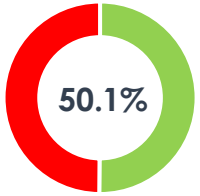

ASIENTOS

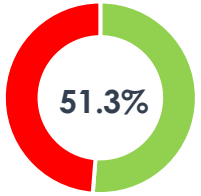

	2021		2020	
	Vuelos	Asientos	Vuelos	Asientos
Monterrey	101	15,736	129	19,288

Porcentajes de Recuperación

VUELOS

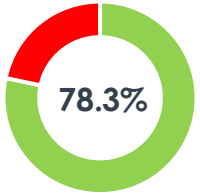

ASIENTOS

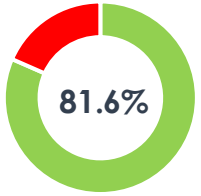

	2021		2020	
	Vuelos	Asientos	Vuelos	Asientos
Tijuana	238	45,920	213	40,992

Porcentajes de Recuperación

VUELOS

ASIENTOS

	2021		2020	
	Vuelos	Asientos	Vuelos	Asientos
Veracruz	21	3,864	23	4,121

Porcentajes de Recuperación

VUELOS

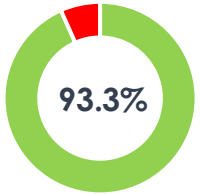

ASIENTOS

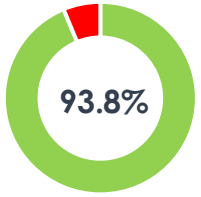

ORIGEN: HERMOSILLO

	2021		2020	
	Vuelos	Asientos	Vuelos	Asientos
Guadalajara	43	7,802	60	11,405

Porcentajes de Recuperación

VUELOS

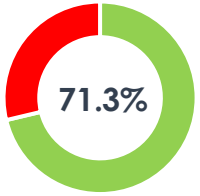

ASIENTOS

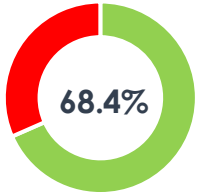

	2021		2020	
	Vuelos	Asientos	Vuelos	Asientos
México	102	15,952	138	20,518

Porcentajes de Recuperación

VUELOS

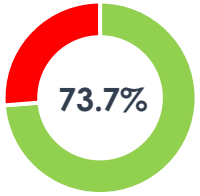

ASIENTOS

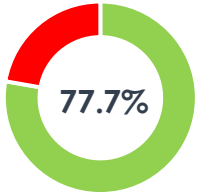

	2021		2020	
	Vuelos	Asientos	Vuelos	Asientos
Monterrey	21	3,896	40	4,827

Porcentajes de Recuperación

VUELOS

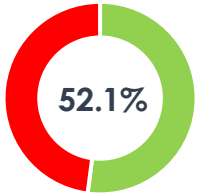

ASIENTOS

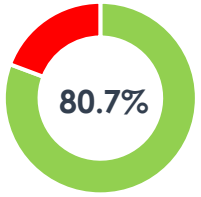

	2021		2020	
	Vuelos	Asientos	Vuelos	Asientos
Tijuana	30	5,370	30	5,564

Porcentajes de Recuperación

VUELOS

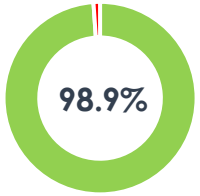

ASIENTOS

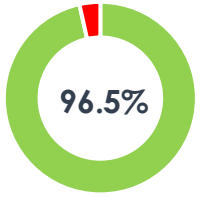

ORIGEN: HUATULCO

	2021		2020	
	Vuelos	Asientos	Vuelos	Asientos
México	101	15,231	105	15,605

Porcentajes de Recuperación

VUELOS

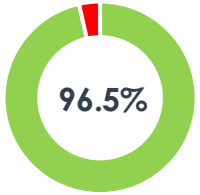

ASIENTOS

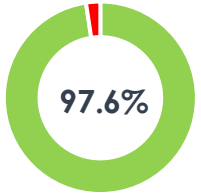

ORIGEN: IXTAPA

	2021		2020	
	Vuelos	Asientos	Vuelos	Asientos
México	79	7,888	88	10,134

Porcentajes de Recuperación

VUELOS

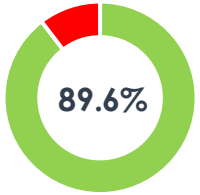

ASIENTOS

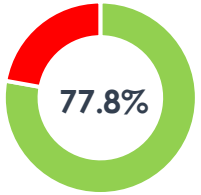

ORIGEN: LA PAZ

	2021		2020	
	Vuelos	Asientos	Vuelos	Asientos
Guadalajara	31	5,508	37	5,781

Porcentajes de Recuperación

VUELOS

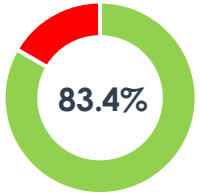

ASIENTOS

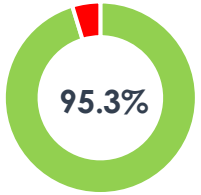

	2021		2020	
	Vuelos	Asientos	Vuelos	Asientos
México	69	10,469	60	9,958

Porcentajes de Recuperación

VUELOS

ASIENTOS

	2021		2020	
	Vuelos	Asientos	Vuelos	Asientos
Tijuana	28	4,100	35	3,848

Porcentajes de Recuperación

VUELOS

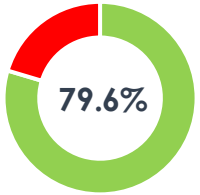

ASIENTOS

ORIGEN: LOS CABOS

	2021		2020	
	Vuelos	Asientos	Vuelos	Asientos
Guadalajara	49	8,142	50	8,550

Porcentajes de Recuperación

VUELOS

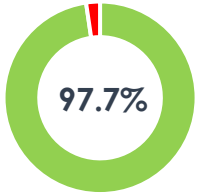

ASIENTOS

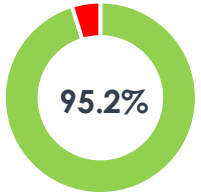

	2021		2020	
	Vuelos	Asientos	Vuelos	Asientos
México	140	24,426	133	21,878

Porcentajes de Recuperación

VUELOS

ASIENTOS

	2021		2020	
	Vuelos	Asientos	Vuelos	Asientos
Tijuana	42	9,294	29	5,798

Porcentajes de Recuperación

VUELOS

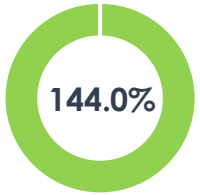

ASIENTOS

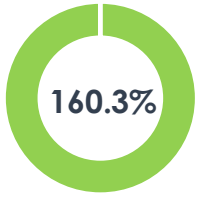

ORIGEN: LOS MOCHIS

	2021		2020	
	Vuelos	Asientos	Vuelos	Asientos
México	29	3,185	36	4,101

Porcentajes de Recuperación

VUELOS

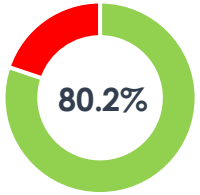

ASIENTOS

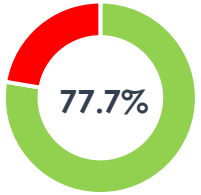

ORIGEN: MAZATLÁN

	2021		2020	
	Vuelos	Asientos	Vuelos	Asientos
México	80	10,530	89	11,607

Porcentajes de Recuperación

VUELOS

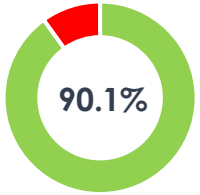

ASIENTOS

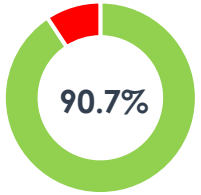

ORIGEN: MÉRIDA

	2021		2020	
	Vuelos	Asientos	Vuelos	Asientos
Guadalajara	18	3,292	30	5,539

Porcentajes de Recuperación

VUELOS

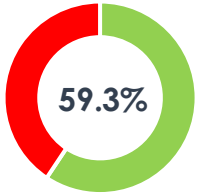

ASIENTOS

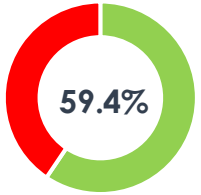

	2021		2020	
	Vuelos	Asientos	Vuelos	Asientos
México	217	34,152	292	45,176

Porcentajes de Recuperación

VUELOS

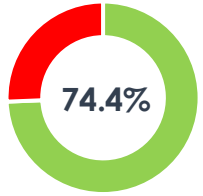

ASIENTOS

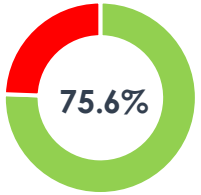

	2021		2020	
	Vuelos	Asientos	Vuelos	Asientos
Monterrey	25	4,428	34	6,321

Porcentajes de Recuperación

VUELOS

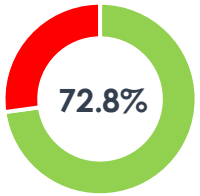

ASIENTOS

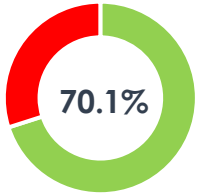

ORIGEN: MEXICALI

	2021		2020	
	Vuelos	Asientos	Vuelos	Asientos
Guadalajara	60	13,188	65	13,002

Porcentajes de Recuperación

VUELOS

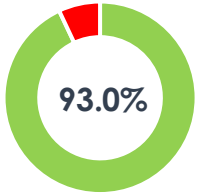

ASIENTOS

	2021		2020	
	Vuelos	Asientos	Vuelos	Asientos
México	49	8,153	68	11,678

Porcentajes de Recuperación

VUELOS

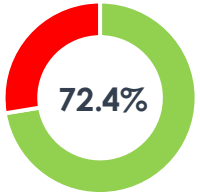

ASIENTOS

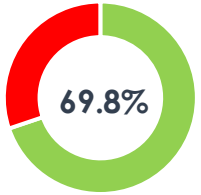

ORIGEN: MÉXICO

	2021		2020	
	Vuelos	Asientos	Vuelos	Asientos
Acapulco	116	12,295	156	15,251

Porcentajes de Recuperación

VUELOS

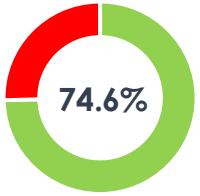

ASIENTOS

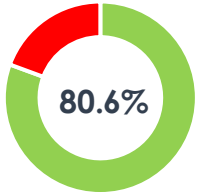

	2021		2020	
	Vuelos	Asientos	Vuelos	Asientos
Aguascalientes	63	6,868	95	10,209

Porcentajes de Recuperación

VUELOS

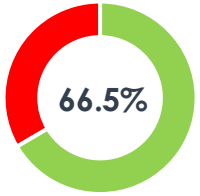

ASIENTOS

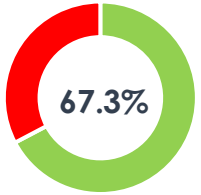

	2021		2020	
	Vuelos	Asientos	Vuelos	Asientos
Bajío	77	7,617	152	18,331

Porcentajes de Recuperación

VUELOS

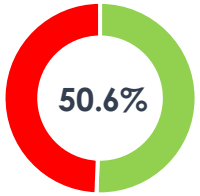

ASIENTOS

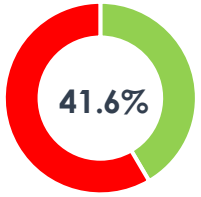

	2021		2020	
	Vuelos	Asientos	Vuelos	Asientos
Campeche	28	3,861	39	4,298

Porcentajes de Recuperación

VUELOS

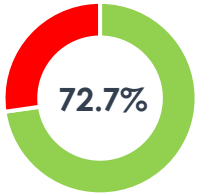

ASIENTOS

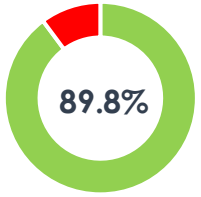

ORIGEN: MÉXICO

	2021		2020	
	Vuelos	Asientos	Vuelos	Asientos
Cancún	506	110,649	604	108,165

Porcentajes de Recuperación

VUELOS

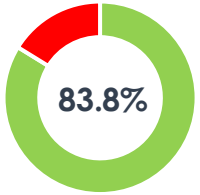

ASIENTOS

	2021		2020	
	Vuelos	Asientos	Vuelos	Asientos
CD. del Carmen	48	5,972	57	7,055

Porcentajes de Recuperación

VUELOS

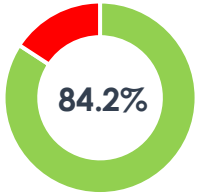

ASIENTOS

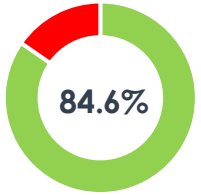

	2021		2020	
	Vuelos	Asientos	Vuelos	Asientos
CD. Juárez	80	12,760	112	16,218

Porcentajes de Recuperación

VUELOS

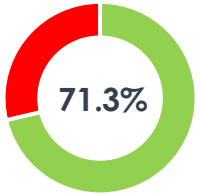

ASIENTOS

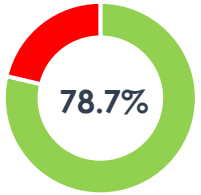

	2021		2020	
	Vuelos	Asientos	Vuelos	Asientos
CD. Obregón	33	3,747	40	4,867

Porcentajes de Recuperación

VUELOS

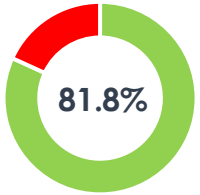

ASIENTOS

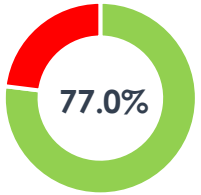

ORIGEN: MÉXICO

	2021		2020	
	Vuelos	Asientos	Vuelos	Asientos
Chetumal	38	5,658	42	7,273

Porcentajes de Recuperación

VUELOS

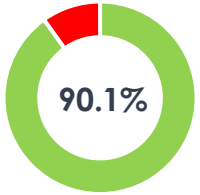

ASIENTOS

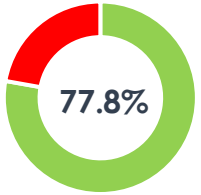

	2021		2020	
	Vuelos	Asientos	Vuelos	Asientos
Chihuahua	95	14,987	136	19,554

Porcentajes de Recuperación

VUELOS

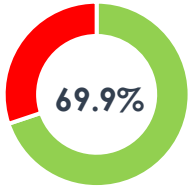

ASIENTOS

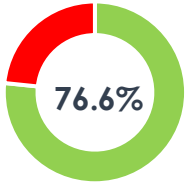

	2021		2020	
	Vuelos	Asientos	Vuelos	Asientos
Culiacán	85	14,931	123	18,551

Porcentajes de Recuperación

VUELOS

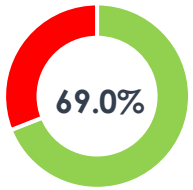

ASIENTOS

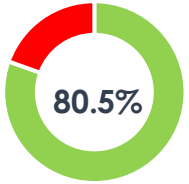

	2021		2020	
	Vuelos	Asientos	Vuelos	Asientos
Durango	53	5,558	60	6,448

Porcentajes de Recuperación

VUELOS

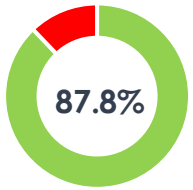

ASIENTOS

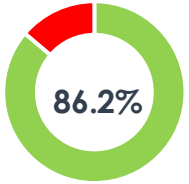

ORIGEN: MÉXICO

	2021		2020	
	Vuelos	Asientos	Vuelos	Asientos
Guadalajara	304	52,202	605	101,662

Porcentajes de Recuperación

VUELOS

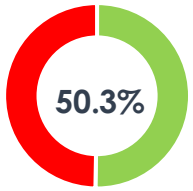

ASIENTOS

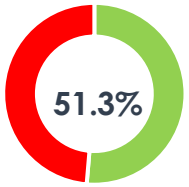

	2021		2020	
	Vuelos	Asientos	Vuelos	Asientos
Hermosillo	102	16,013	138	20,512

Porcentajes de Recuperación

VUELOS

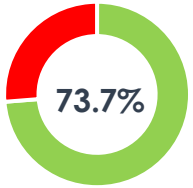

ASIENTOS

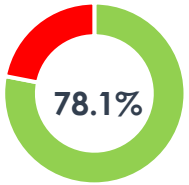

	2021		2020	
	Vuelos	Asientos	Vuelos	Asientos
Huatulco	101	15,231	105	15,605

Porcentajes de Recuperación

VUELOS

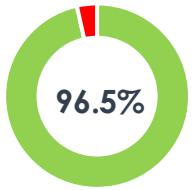

ASIENTOS

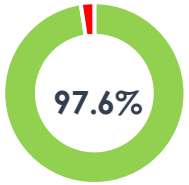

	2021		2020	
	Vuelos	Asientos	Vuelos	Asientos
Ixtapa	79	7,888	88	10,134

Porcentajes de Recuperación

VUELOS

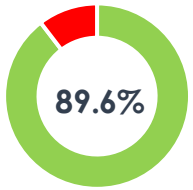

ASIENTOS

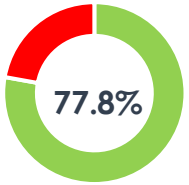

ORIGEN: MÉXICO

	2021		2020	
	Vuelos	Asientos	Vuelos	Asientos
La Paz	69	10,469	60	9,958

Porcentajes de Recuperación

VUELOS

ASIENTOS

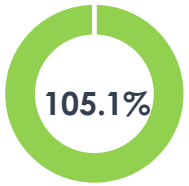

	2021		2020	
	Vuelos	Asientos	Vuelos	Asientos
Los Cabos	140	24,426	133	21,878

Porcentajes de Recuperación

VUELOS

ASIENTOS

	2021		2020	
	Vuelos	Asientos	Vuelos	Asientos
Los Mochis	29	3,185	36	4,101

Porcentajes de Recuperación

VUELOS

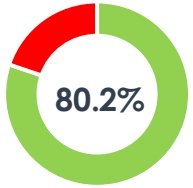

ASIENTOS

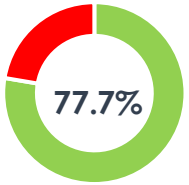

	2021		2020	
	Vuelos	Asientos	Vuelos	Asientos
Mazatlán	81	10,629	89	11,607

Porcentajes de Recuperación

VUELOS

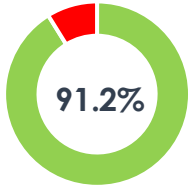

ASIENTOS

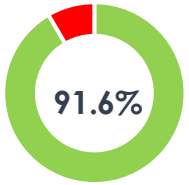

ORIGEN: MÉXICO

	2021		2020	
	Vuelos	Asientos	Vuelos	Asientos
Mérida	215	33,813	292	45,226

Porcentajes de Recuperación

VUELOS

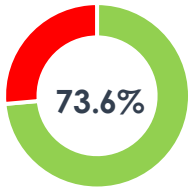

ASIENTOS

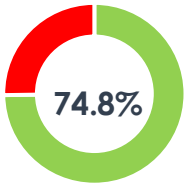

	2021		2020	
	Vuelos	Asientos	Vuelos	Asientos
Mexicali	48	7,974	68	11,699

Porcentajes de Recuperación

VUELOS

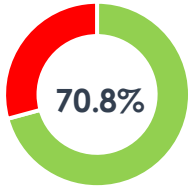

ASIENTOS

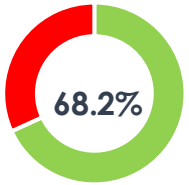

	2021		2020	
	Vuelos	Asientos	Vuelos	Asientos
Monterrey	290	51,977	615	103,395

Porcentajes de Recuperación

VUELOS

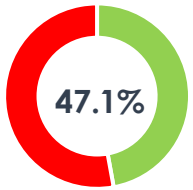

ASIENTOS

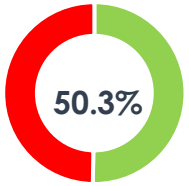

	2021		2020	
	Vuelos	Asientos	Vuelos	Asientos
Oaxaca	115	13,452	196	22,736

Porcentajes de Recuperación

VUELOS

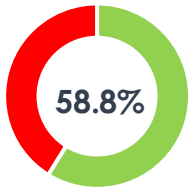

ASIENTOS

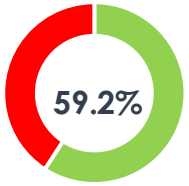

ORIGEN: MÉXICO

	2021		2020	
	Vuelos	Asientos	Vuelos	Asientos
P. Escondido	101	13,293	89	11,616

Porcentajes de Recuperación

VUELOS

ASIENTOS

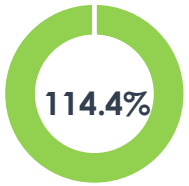

	2021		2020	
	Vuelos	Asientos	Vuelos	Asientos
P. Vallarta	146	23,987	193	28,991

Porcentajes de Recuperación

VUELOS

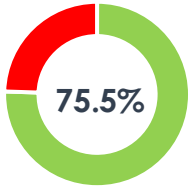

ASIENTOS

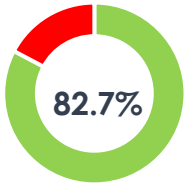

	2021		2020	
	Vuelos	Asientos	Vuelos	Asientos
Reynosa	42	5,463	61	7,674

Porcentajes de Recuperación

VUELOS

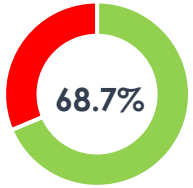

ASIENTOS

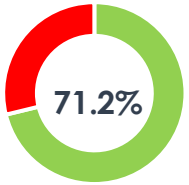

	2021		2020	
	Vuelos	Asientos	Vuelos	Asientos
SLP	40	3,960	110	9,649

Porcentajes de Recuperación

VUELOS

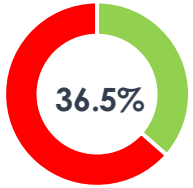

ASIENTOS

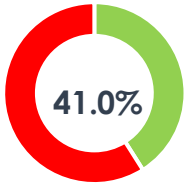

ORIGEN: MÉXICO

	2021		2020	
	Vuelos	Asientos	Vuelos	Asientos
Tampico	65	7,116	86	9,824

Porcentajes de Recuperación

VUELOS

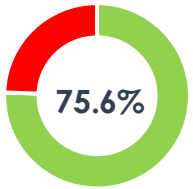

ASIENTOS

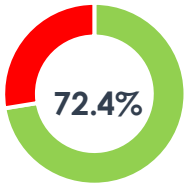

	2021		2020	
	Vuelos	Asientos	Vuelos	Asientos
Tapachula	68	9,356	63	9,107

Porcentajes de Recuperación

VUELOS

ASIENTOS

	2021		2020	
	Vuelos	Asientos	Vuelos	Asientos
Tijuana	250	44,665	294	51,578

Porcentajes de Recuperación

VUELOS

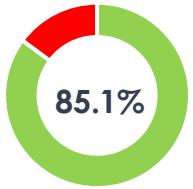

ASIENTOS

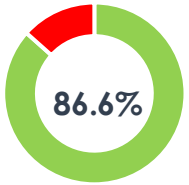

	2021		2020	
	Vuelos	Asientos	Vuelos	Asientos
Torreón	78	9,661	106	13,110

Porcentajes de Recuperación

VUELOS

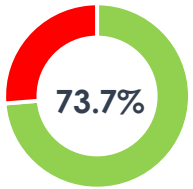

ASIENTOS

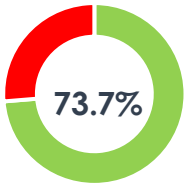

ORIGEN: MÉXICO

	2021		2020	
	Vuelos	Asientos	Vuelos	Asientos
Tuxtla GTZ	121	15,683	163	21,855

Porcentajes de Recuperación

VUELOS

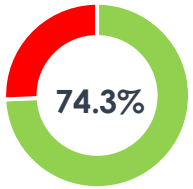

ASIENTOS

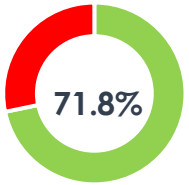

	2021		2020	
	Vuelos	Asientos	Vuelos	Asientos
Veracruz	105	10,881	177	18,118

Porcentajes de Recuperación

VUELOS

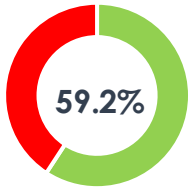

ASIENTOS

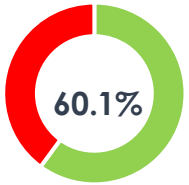

	2021		2020	
	Vuelos	Asientos	Vuelos	Asientos
Villahermosa	112	16,058	150	20,000

Porcentajes de Recuperación

VUELOS

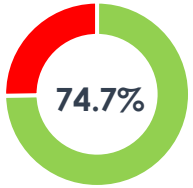

ASIENTOS

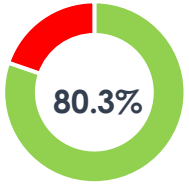

	2021		2020	
	Vuelos	Asientos	Vuelos	Asientos
Zacatecas	21	2,427	50	6,149

Porcentajes de Recuperación

VUELOS

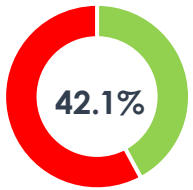

ASIENTOS

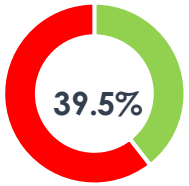

ORIGEN: MONTERREY

	2021		2020	
	Vuelos	Asientos	Vuelos	Asientos
Bajío	17	3,138	56	7,404

Porcentajes de Recuperación

VUELOS

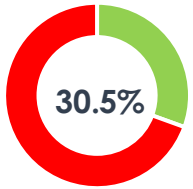

ASIENTOS

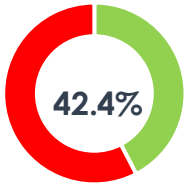

	2021		2020	
	Vuelos	Asientos	Vuelos	Asientos
Cancún	156	28,664	136	21,191

Porcentajes de Recuperación

VUELOS

ASIENTOS

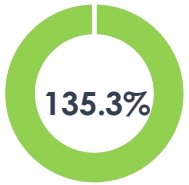

	2021		2020	
	Vuelos	Asientos	Vuelos	Asientos
Chihuahua	15	2,816	42	5,181

Porcentajes de Recuperación

VUELOS

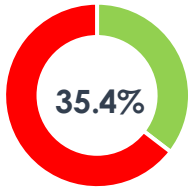

ASIENTOS

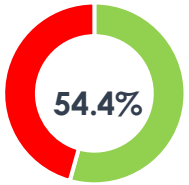

	2021		2020	
	Vuelos	Asientos	Vuelos	Asientos
CD. Juárez	15	2,766	20	3,617

Porcentajes de Recuperación

VUELOS

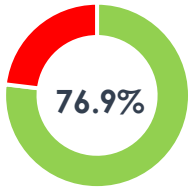

ASIENTOS

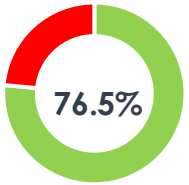

ORIGEN: MONTERREY

	2021		2020	
	Vuelos	Asientos	Vuelos	Asientos
Guadalajara	101	15,736	129	19,326

Porcentajes de Recuperación

VUELOS

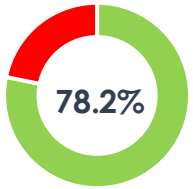

ASIENTOS

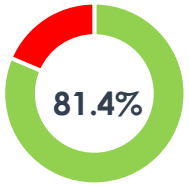

	2021		2020	
	Vuelos	Asientos	Vuelos	Asientos
Hermosillo	21	3,896	40	4,827

Porcentajes de Recuperación

VUELOS

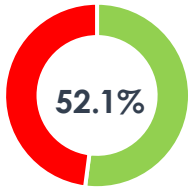

ASIENTOS

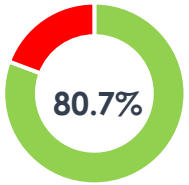

	2021		2020	
	Vuelos	Asientos	Vuelos	Asientos
Mérida	25	4,428	35	6,351

Porcentajes de Recuperación

VUELOS

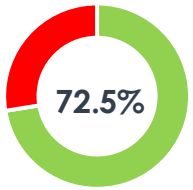

ASIENTOS

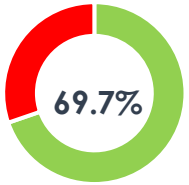

	2021		2020	
	Vuelos	Asientos	Vuelos	Asientos
México	291	52,203	617	103,582

Porcentajes de Recuperación

VUELOS

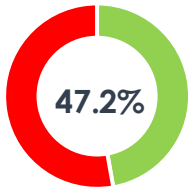

ASIENTOS

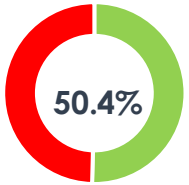

ORIGEN: MONTERREY

	2021		2020	
	Vuelos	Asientos	Vuelos	Asientos
Puebla	21	3,684	47	5,924

Porcentajes de Recuperación

VUELOS

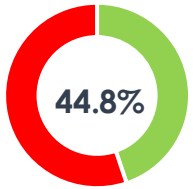

ASIENTOS

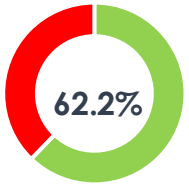

	2021		2020	
	Vuelos	Asientos	Vuelos	Asientos
P. Vallarta	25	4,502	21	3,520

Porcentajes de Recuperación

VUELOS

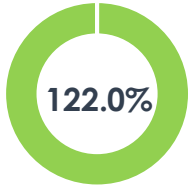

ASIENTOS

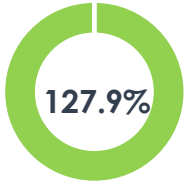

	2021		2020	
	Vuelos	Asientos	Vuelos	Asientos
Querétaro	35	3,766	105	9,255

Porcentajes de Recuperación

VUELOS

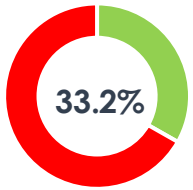

ASIENTOS

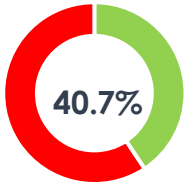

	2021		2020	
	Vuelos	Asientos	Vuelos	Asientos
Tijuana	38	6,682	55	10,060

Porcentajes de Recuperación

VUELOS

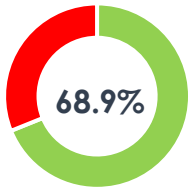

ASIENTOS

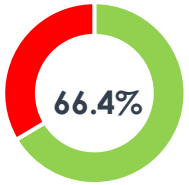

ORIGEN: MONTERREY

	2021		2020	
	Vuelos	Asientos	Vuelos	Asientos
Toluca	0	0	45	6,880

Porcentajes de Recuperación

VUELOS

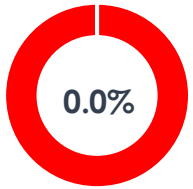

ASIENTOS

	2021		2020	
	Vuelos	Asientos	Vuelos	Asientos
Veracruz	30	5,496	34	5,425

Porcentajes de Recuperación

VUELOS

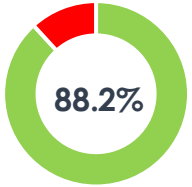

ASIENTOS

ORIGEN: MORELIA

	2021		2020	
	Vuelos	Asientos	Vuelos	Asientos
Tijuana	70	12,614	57	10,600

Porcentajes de Recuperación

VUELOS

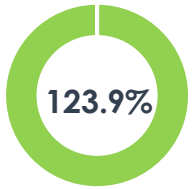

ASIENTOS

ORIGEN: OAXACA

	2021		2020	
	Vuelos	Asientos	Vuelos	Asientos
México	115	13,452	196	22,756

Porcentajes de Recuperación

VUELOS

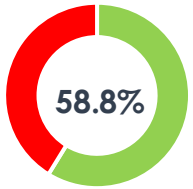

ASIENTOS

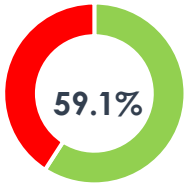

ORIGEN: PUEBLA

	2021		2020	
	Vuelos	Asientos	Vuelos	Asientos
Cancún	32	5,679	30	5,364

Porcentajes de Recuperación

VUELOS

ASIENTOS

	2021		2020	
	Vuelos	Asientos	Vuelos	Asientos
Monterrey	21	3,684	47	5,924

Porcentajes de Recuperación

VUELOS

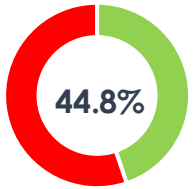

ASIENTOS

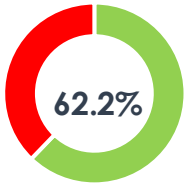

ORIGEN: P. ESCONDIDO

	2021		2020	
	Vuelos	Asientos	Vuelos	Asientos
México	101	13,293	89	11,616

Porcentajes de Recuperación

VUELOS

ASIENTOS

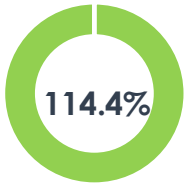

ORIGEN: P. VALLARTA

	2021		2020	
	Vuelos	Asientos	Vuelos	Asientos
México	146	23,987	194	29,007

Porcentajes de Recuperación

VUELOS

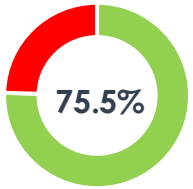

ASIENTOS

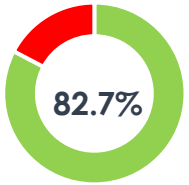

	2021		2020	
	Vuelos	Asientos	Vuelos	Asientos
Monterrey	25	4,508	21	3,520

Porcentajes de Recuperación

VUELOS

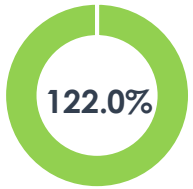

ASIENTOS

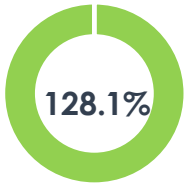

ORIGEN: QUERÉTARO

	2021		2020	
	Vuelos	Asientos	Vuelos	Asientos
Monterrey	33	3,666	105	9,223

Porcentajes de Recuperación

VUELOS

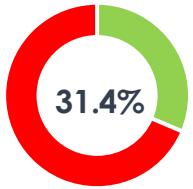

ASIENTOS

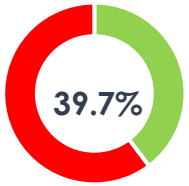

ORIGEN: REYNOSA

	2021		2020	
	Vuelos	Asientos	Vuelos	Asientos
México	42	5,463	61	7,674

Porcentajes de Recuperación

VUELOS

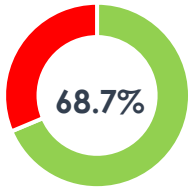

ASIENTOS

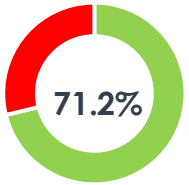

ORIGEN: SAN LUIS POTOSÍ

	2021		2020	
	Vuelos	Asientos	Vuelos	Asientos
México	41	4,059	110	9,628

Porcentajes de Recuperación

VUELOS

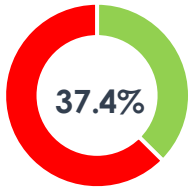

ASIENTOS

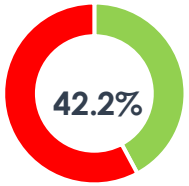

ORIGEN: TAMPICO

	2021		2020	
	Vuelos	Asientos	Vuelos	Asientos
México	65	7,116	86	9,824

Porcentajes de Recuperación

VUELOS

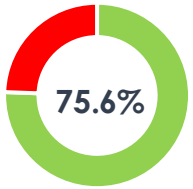

ASIENTOS

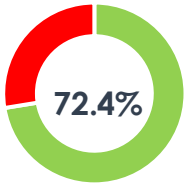

ORIGEN: TAPACHULA

	2021		2020	
	Vuelos	Asientos	Vuelos	Asientos
México	68	9,356	63	9,107

Porcentajes de Recuperación

VUELOS

ASIENTOS

ORIGEN: TIJUANA

	2021		2020	
	Vuelos	Asientos	Vuelos	Asientos
Aguascalientes	32	5,728	32	5,806

Porcentajes de Recuperación

VUELOS

ASIENTOS

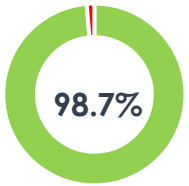

	2021		2020	
	Vuelos	Asientos	Vuelos	Asientos
Bajío	69	13,986	77	15,170

Porcentajes de Recuperación

VUELOS

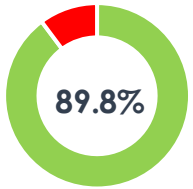

ASIENTOS

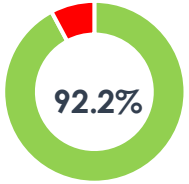

	2021		2020	
	Vuelos	Asientos	Vuelos	Asientos
Culiacán	111	23,373	108	21,836

Porcentajes de Recuperación

VUELOS

ASIENTOS

	2021		2020	
	Vuelos	Asientos	Vuelos	Asientos
Guadalajara	238	45,920	216	41,604

Porcentajes de Recuperación

VUELOS

ASIENTOS

ORIGEN: TIJUANA

	2021		2020	
	Vuelos	Asientos	Vuelos	Asientos
Los Cabos	42	9,294	29	5,798

Porcentajes de Recuperación

VUELOS

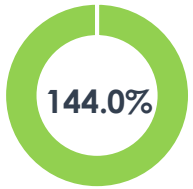

ASIENTOS

	2021		2020	
	Vuelos	Asientos	Vuelos	Asientos
México	252	45,010	294	51,558

Porcentajes de Recuperación

VUELOS

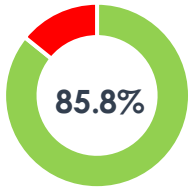

ASIENTOS

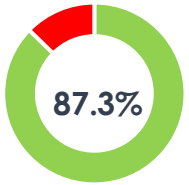

	2021		2020	
	Vuelos	Asientos	Vuelos	Asientos
Monterrey	38	6,682	55	10,092

Porcentajes de Recuperación

VUELOS

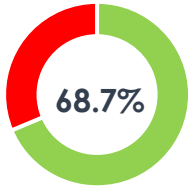

ASIENTOS

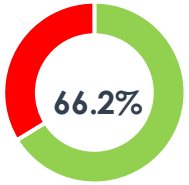

	2021		2020	
	Vuelos	Asientos	Vuelos	Asientos
Morelia	70	12,614	56	10,570

Porcentajes de Recuperación

VUELOS

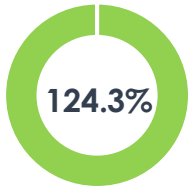

ASIENTOS

ORIGEN: TOLUCA

	2021		2020	
	Vuelos	Asientos	Vuelos	Asientos
Monterrey	0	0	46	7,067

Porcentajes de Recuperación

VUELOS

ASIENTOS

ORIGEN: TORREÓN

	2021		2020	
	Vuelos	Asientos	Vuelos	Asientos
México	78	9,661	106	13,110

Porcentajes de Recuperación

VUELOS

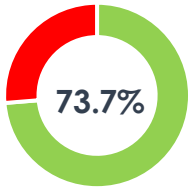

ASIENTOS

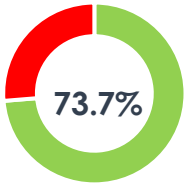

ORIGEN: TUXTLA GUTIÉRREZ

	2021		2020	
	Vuelos	Asientos	Vuelos	Asientos
México	121	15,683	163	21,871

Porcentajes de Recuperación

VUELOS

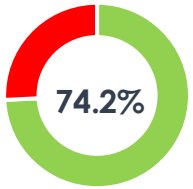

ASIENTOS

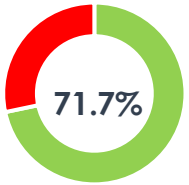

ORIGEN: VERACRUZ

	2021		2020	
	Vuelos	Asientos	Vuelos	Asientos
Cancún	28	5,208	28	5,177

Porcentajes de Recuperación

VUELOS

ASIENTOS

	2021		2020	
	Vuelos	Asientos	Vuelos	Asientos
Guadalajara	21	3,864	23	4,121

Porcentajes de Recuperación

VUELOS

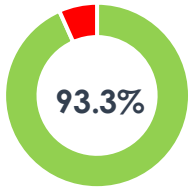

ASIENTOS

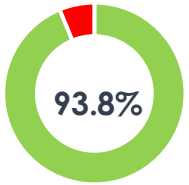

	2021		2020	
	Vuelos	Asientos	Vuelos	Asientos
México	106	10,980	177	18,111

Porcentajes de Recuperación

VUELOS

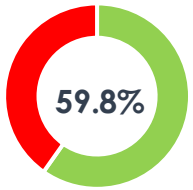

ASIENTOS

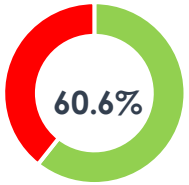

	2021		2020	
	Vuelos	Asientos	Vuelos	Asientos
Monterrey	30	5,496	35	5,642

Porcentajes de Recuperación

VUELOS

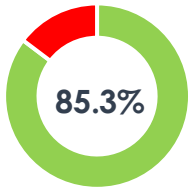

ASIENTOS

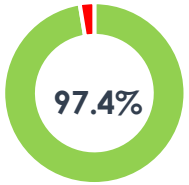

ORIGEN: VILLAHERMOSA

	2021		2020	
	Vuelos	Asientos	Vuelos	Asientos
México	112	16,058	150	20,017

Porcentajes de Recuperación

VUELOS

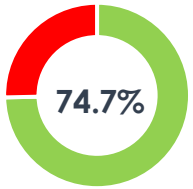

ASIENTOS

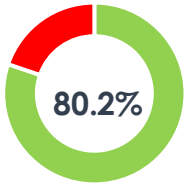

ORIGEN: ZACATECAS

	2021		2020	
	Vuelos	Asientos	Vuelos	Asientos
México	21	2,427	50	6,132

Porcentajes de Recuperación

VUELOS

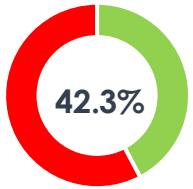

ASIENTOS

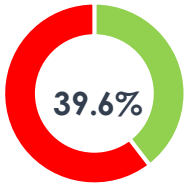

VUELOS

INTERNACIONALES

RESUMEN TODOS LOS VUELOS INTERNACIONALES

2021		2020	
Vuelos	Asientos	Vuelos	Asientos
11,481	1,836,150	16,444	2,649,841

Porcentajes de recuperación

VUELOS

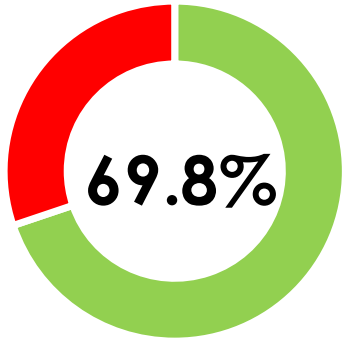

ASIENTOS

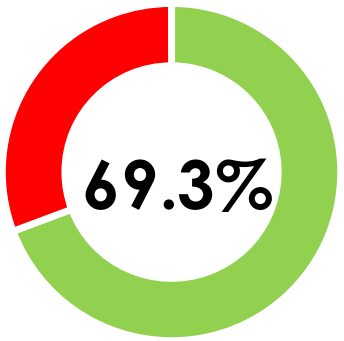

RECUPERADO

PENDIENTE DE RECUPERACIÓN

ORIGEN: AMSTERDAM

	2021		2020	
	Vuelos	Asientos	Vuelos	Asientos
México	24	6,896	29	7,976

Porcentajes de Recuperación

VUELOS

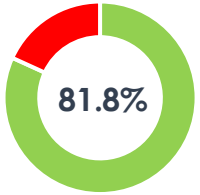

ASIENTOS

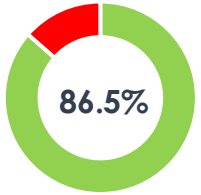

ORIGEN: ATLANTA

	2021		2020	
	Vuelos	Asientos	Vuelos	Asientos
Cancún	77	14,721	82	14,746

Porcentajes de Recuperación

VUELOS

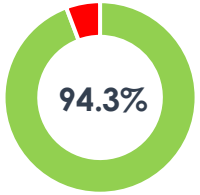

ASIENTOS

	2021		2020	
	Vuelos	Asientos	Vuelos	Asientos
México	60	9,572	73	11,492

Porcentajes de Recuperación

VUELOS

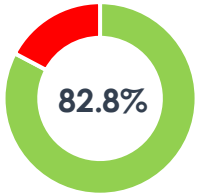

ASIENTOS

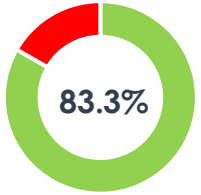

ORIGEN: BALTIMORE

	2021		2020	
	Vuelos	Asientos	Vuelos	Asientos
Cancún	44	6,721	49	7,349

Porcentajes de Recuperación

VUELOS

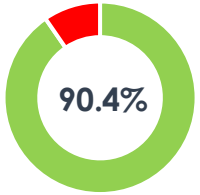

ASIENTOS

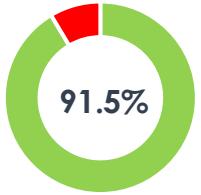

ORIGEN: BOGOTA

	2021		2020	
	Vuelos	Asientos	Vuelos	Asientos
Cancún	13	1,989	64	9,785

Porcentajes de Recuperación

VUELOS

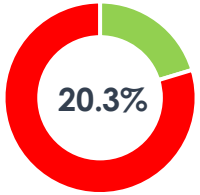

ASIENTOS

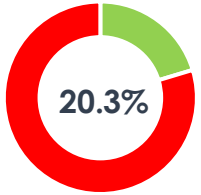

	2021		2020	
	Vuelos	Asientos	Vuelos	Asientos
México	28	6,075	130	21,439

Porcentajes de Recuperación

VUELOS

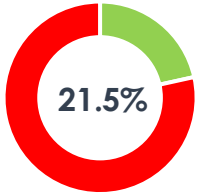

ASIENTOS

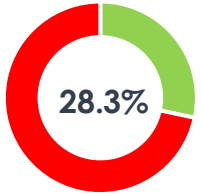

ORIGEN: BUENOS AIRES

	2021		2020	
	Vuelos	Asientos	Vuelos	Asientos
México	2	548	22	5,812

Porcentajes de Recuperación

VUELOS

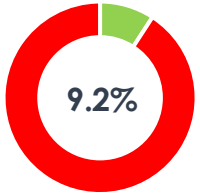

ASIENTOS

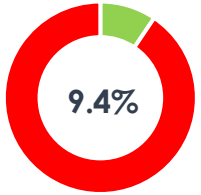

ORIGEN: CALGARY

	2021		2020	
	Vuelos	Asientos	Vuelos	Asientos
Cancún	0	0	46	8,949

Porcentajes de Recuperación

VUELOS

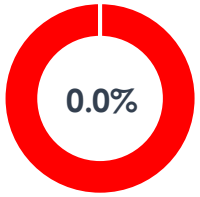

ASIENTOS

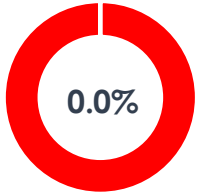

	2021		2020	
	Vuelos	Asientos	Vuelos	Asientos
Puerto Vallarta	0	0	47	7,654

Porcentajes de Recuperación

VUELOS

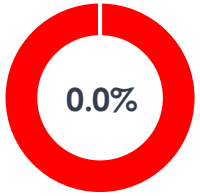

ASIENTOS

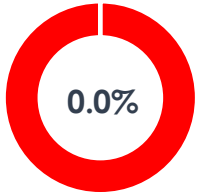

ORIGEN: CHARLOTTE

	2021		2020	
	Vuelos	Asientos	Vuelos	Asientos
Cancún	61	11,297	46	9,434

Porcentajes de Recuperación

VUELOS

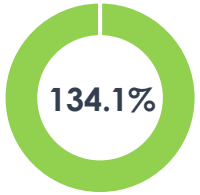

ASIENTOS

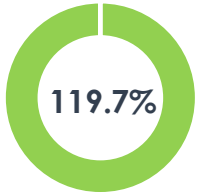

ORIGEN: CHICAGO O'HARE

	2021		2020	
	Vuelos	Asientos	Vuelos	Asientos
Cancún	81	14,660	109	21,875

Porcentajes de Recuperación

VUELOS

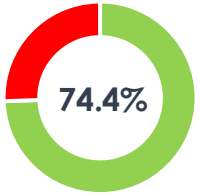

ASIENTOS

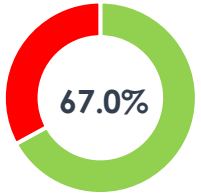

	2021		2020	
	Vuelos	Asientos	Vuelos	Asientos
Guadalajara	27	4,709	36	6,238

Porcentajes de Recuperación

VUELOS

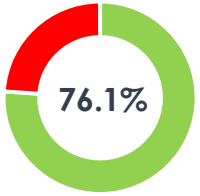

ASIENTOS

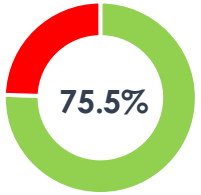

	2021		2020	
	Vuelos	Asientos	Vuelos	Asientos
México	67	10,756	91	14,477

Porcentajes de Recuperación

VUELOS

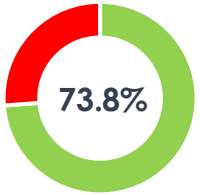

ASIENTOS

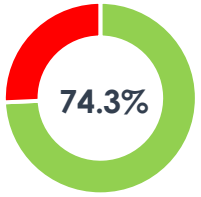

ORIGEN: CHICAGO MIDWAY

	2021		2020	
	Vuelos	Asientos	Vuelos	Asientos
Cancún	23	3,289	10	1,497

Porcentajes de Recuperación

VUELOS

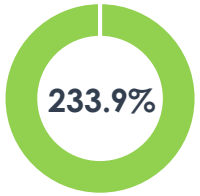

ASIENTOS

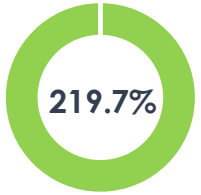

	2021		2020	
	Vuelos	Asientos	Vuelos	Asientos
Guadalajara	15	2,685	16	2,274

Porcentajes de Recuperación

VUELOS

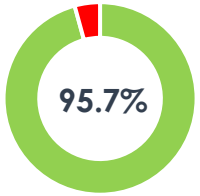

ASIENTOS

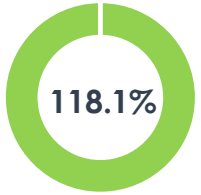

ORIGEN: DALLAS

	2021		2020	
	Vuelos	Asientos	Vuelos	Asientos
Cancún	123	23,710	106	18,882

Porcentajes de Recuperación

VUELOS

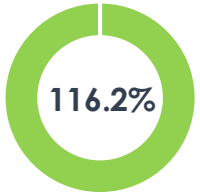

ASIENTOS

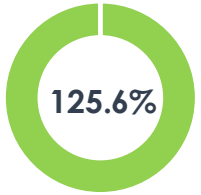

	2021		2020	
	Vuelos	Asientos	Vuelos	Asientos
Los Cabos	62	10,606	61	9,760

Porcentajes de Recuperación

VUELOS

ASIENTOS

	2021		2020	
	Vuelos	Asientos	Vuelos	Asientos
Guadalajara	43	7,487	39	5,523

Porcentajes de Recuperación

VUELOS

ASIENTOS

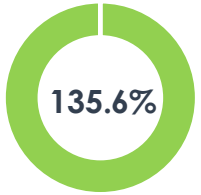

	2021		2020	
	Vuelos	Asientos	Vuelos	Asientos
México	113	18,944	120	17,690

Porcentajes de Recuperación

VUELOS

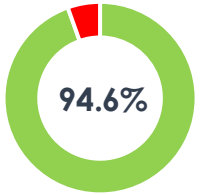

ASIENTOS

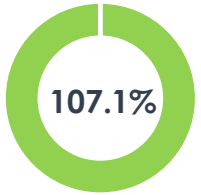

ORIGEN: DALLAS

	2021		2020	
	Vuelos	Asientos	Vuelos	Asientos
Monterrey	104	11,314	75	5,700

Porcentajes de Recuperación

VUELOS

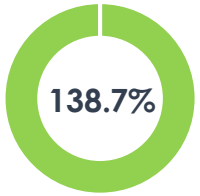

ASIENTOS

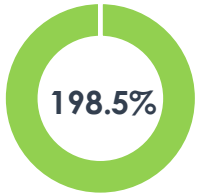

	2021		2020	
	Vuelos	Asientos	Vuelos	Asientos
Puerto Vallarta	29	4,988	52	8,347

Porcentajes de Recuperación

VUELOS

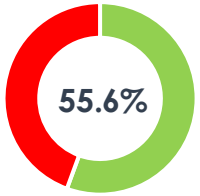

ASIENTOS

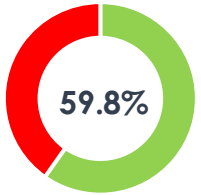

ORIGEN: DENVER

	2021		2020	
	Vuelos	Asientos	Vuelos	Asientos
Cancún	93	16,198	67	11,481

Porcentajes de Recuperación

VUELOS

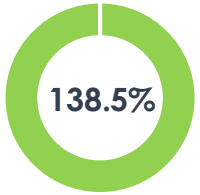

ASIENTOS

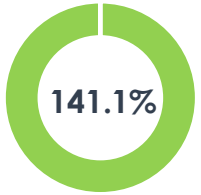

ORIGEN: DETROIT

	2021		2020	
	Vuelos	Asientos	Vuelos	Asientos
Cancún	40	7,442	49	9,305

Porcentajes de Recuperación

VUELOS

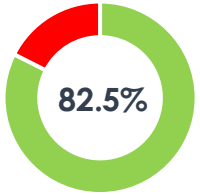

ASIENTOS

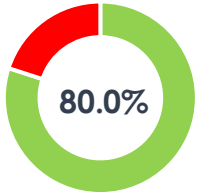

ORIGEN: FORT LAUDERDALE

	2021		2020	
	Vuelos	Asientos	Vuelos	Asientos
Cancún	47	8,428	60	10,051

Porcentajes de Recuperación

VUELOS

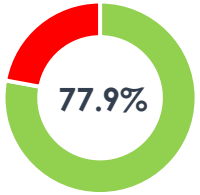

ASIENTOS

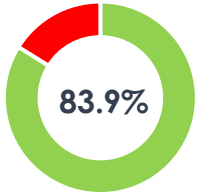

ORIGEN: FRANKFURT

	2021		2020	
	Vuelos	Asientos	Vuelos	Asientos
México	13	4,732	14	5,217

Porcentajes de Recuperación

VUELOS

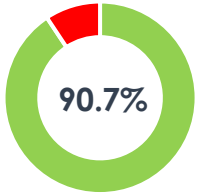

ASIENTOS

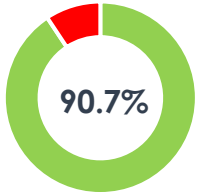

ORIGEN: FRESNO

	2021		2020	
	Vuelos	Asientos	Vuelos	Asientos
Guadalajara	30	5,161	26	4,716

Porcentajes de Recuperación

VUELOS

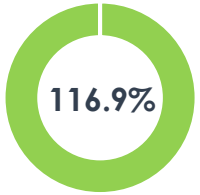

ASIENTOS

ORIGEN: GUATEMALA

	2021		2020	
	Vuelos	Asientos	Vuelos	Asientos
México	43	4,842	80	10,175

Porcentajes de Recuperación

VUELOS

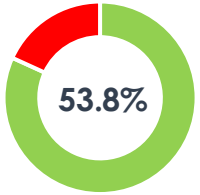

ASIENTOS

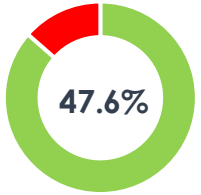

ORIGEN: HOUSTON

	2021		2020	
	Vuelos	Asientos	Vuelos	Asientos
Cancún	91	15,779	80	14,959

Porcentajes de Recuperación

VUELOS

ASIENTOS

	2021		2020	
	Vuelos	Asientos	Vuelos	Asientos
Guadalajara	54	8,111	70	6,870

Porcentajes de Recuperación

VUELOS

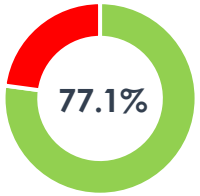

ASIENTOS

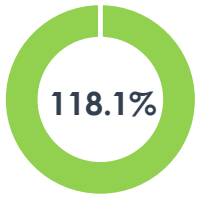

	2021		2020	
	Vuelos	Asientos	Vuelos	Asientos
Los Cabos	49	7,330	37	5,846

Porcentajes de Recuperación

VUELOS

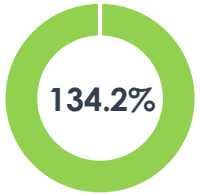

ASIENTOS

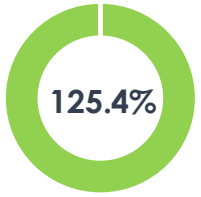

	2021		2020	
	Vuelos	Asientos	Vuelos	Asientos
México	188	29,731	155	20,173

Porcentajes de Recuperación

VUELOS

ASIENTOS

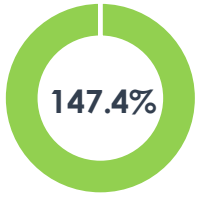

ORIGEN: HOUSTON

	2021		2020	
	Vuelos	Asientos	Vuelos	Asientos
Monterrey	93	14,658	133	12,856

Porcentajes de Recuperación

VUELOS

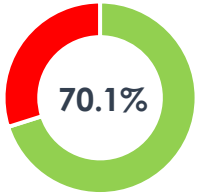

ASIENTOS

	2021		2020	
	Vuelos	Asientos	Vuelos	Asientos
Puerto Vallarta	30	4,500	33	4,454

Porcentajes de Recuperación

VUELOS

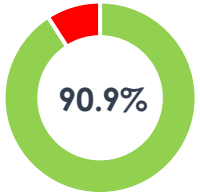

ASIENTOS

ORIGEN: LA HABANA

	2021		2020	
	Vuelos	Asientos	Vuelos	Asientos
Cancún	1	186	38	5,946

Porcentajes de Recuperación

VUELOS

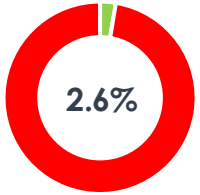

ASIENTOS

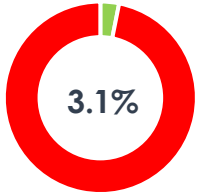

	2021		2020	
	Vuelos	Asientos	Vuelos	Asientos
México	0	0	66	10,874

Porcentajes de Recuperación

VUELOS

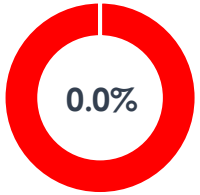

ASIENTOS

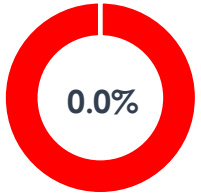

ORIGEN: LAS VEGAS

	2021		2020	
	Vuelos	Asientos	Vuelos	Asientos
Guadalajara	15	2,685	30	4,982

Porcentajes de Recuperación

VUELOS

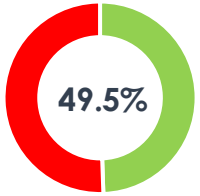

ASIENTOS

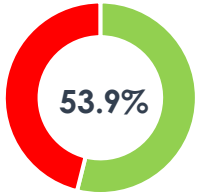

	2021		2020	
	Vuelos	Asientos	Vuelos	Asientos
México	37	6,491	57	9,401

Porcentajes de Recuperación

VUELOS

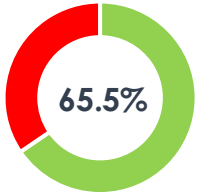

ASIENTOS

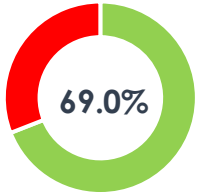

ORIGEN: LIMA

	2021		2020	
	Vuelos	Asientos	Vuelos	Asientos
Cancún	15	2,154	50	7,847

Porcentajes de Recuperación

VUELOS

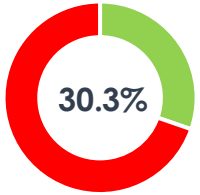

ASIENTOS

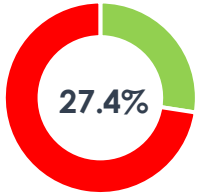

	2021		2020	
	Vuelos	Asientos	Vuelos	Asientos
México	19	3,478	94	15,418

Porcentajes de Recuperación

VUELOS

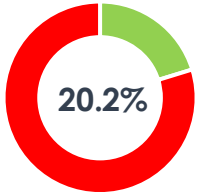

ASIENTOS

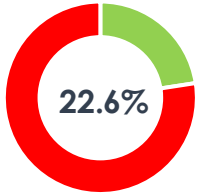

ORIGEN: LONDRES

	2021		2020	
	Vuelos	Asientos	Vuelos	Asientos
Cancún	3	1,008	17	5,776

Porcentajes de Recuperación

VUELOS

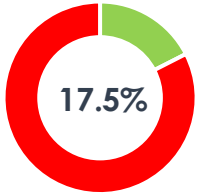

ASIENTOS

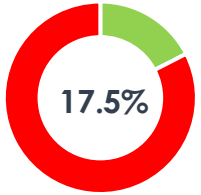

	2021		2020	
	Vuelos	Asientos	Vuelos	Asientos
México	8	1,728	26	5,966

Porcentajes de Recuperación

VUELOS

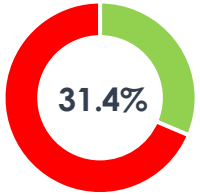

ASIENTOS

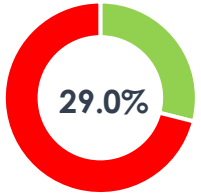

ORIGEN: LOS ANGELES

	2021		2020	
	Vuelos	Asientos	Vuelos	Asientos
Cancún	79	13,897	40	7,088

Porcentajes de Recuperación

VUELOS

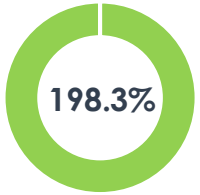

ASIENTOS

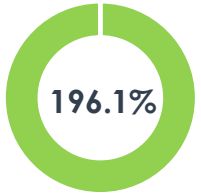

	2021		2020	
	Vuelos	Asientos	Vuelos	Asientos
Guadalajara	116	20,674	133	23,753

Porcentajes de Recuperación

VUELOS

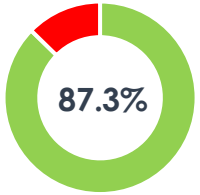

ASIENTOS

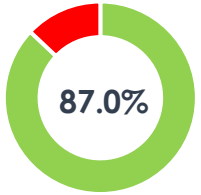

	2021		2020	
	Vuelos	Asientos	Vuelos	Asientos
Los Cabos	117	18,794	85	13,130

Porcentajes de Recuperación

VUELOS

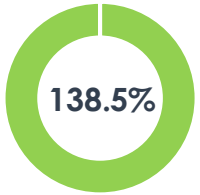

ASIENTOS

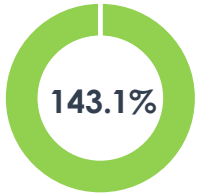

	2021		2020	
	Vuelos	Asientos	Vuelos	Asientos
México	119	21,312	140	23,620

Porcentajes de Recuperación

VUELOS

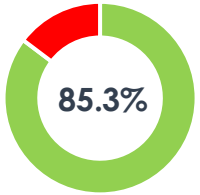

ASIENTOS

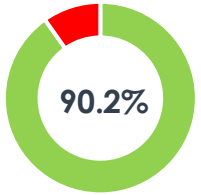

ORIGEN: LOS ANGELES

	2021		2020	
	Vuelos	Asientos	Vuelos	Asientos
Puerto Vallarta	56	8,965	54	7,205

Porcentajes de Recuperación

VUELOS

ASIENTOS

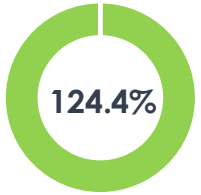

ORIGEN: MADRID

	2021		2020	
	Vuelos	Asientos	Vuelos	Asientos
Cancún	7	2,602	15	5,441

Porcentajes de Recuperación

VUELOS

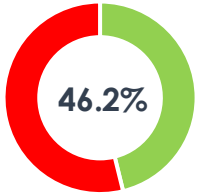

ASIENTOS

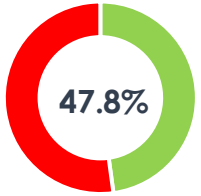

	2021		2020	
	Vuelos	Asientos	Vuelos	Asientos
México	30	9,330	60	19,044

Porcentajes de Recuperación

VUELOS

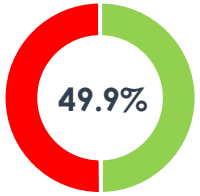

ASIENTOS

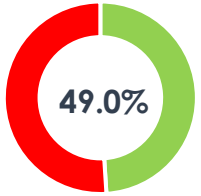

ORIGEN: MANCHESTER

	2021		2020	
	Vuelos	Asientos	Vuelos	Asientos
Cancún	0	0	7	2,163

Porcentajes de Recuperación

VUELOS

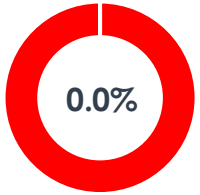

ASIENTOS

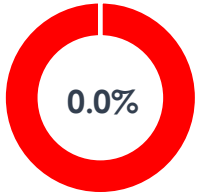

ORIGEN: MIAMI

	2021		2020	
	Vuelos	Asientos	Vuelos	Asientos
Cancún	84	14,799	77	13,814

Porcentajes de Recuperación

VUELOS

ASIENTOS

	2021		2020	
	Vuelos	Asientos	Vuelos	Asientos
México	130	21,630	126	18,895

Porcentajes de Recuperación

VUELOS

ASIENTOS

ORIGEN: MINNEAPOLIS

	2021		2020	
	Vuelos	Asientos	Vuelos	Asientos
Cancún	23	4,358	73	13,235

Porcentajes de Recuperación

VUELOS

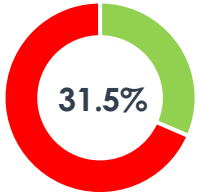

ASIENTOS

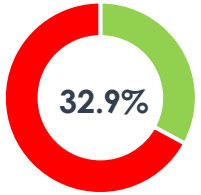

ORIGEN: MONTREAL

	2021		2020	
	Vuelos	Asientos	Vuelos	Asientos
Cancún	0	0	86	20,052

Porcentajes de Recuperación

VUELOS

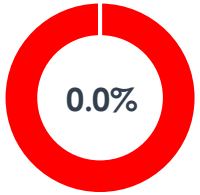

ASIENTOS

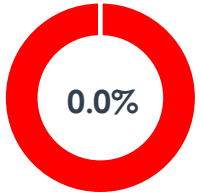

	2021		2020	
	Vuelos	Asientos	Vuelos	Asientos
México	0	0	44	6,895

Porcentajes de Recuperación

VUELOS

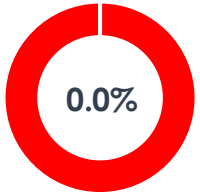

ASIENTOS

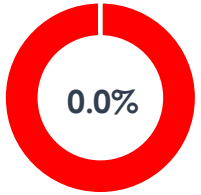

ORIGEN: NUEVA YORK JFK

	2021		2020	
	Vuelos	Asientos	Vuelos	Asientos
Cancún	85	15,162	100	17,306

Porcentajes de Recuperación

VUELOS

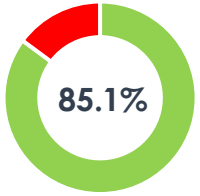

ASIENTOS

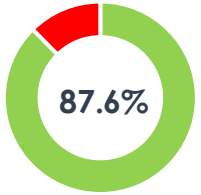

	2021		2020	
	Vuelos	Asientos	Vuelos	Asientos
México	69	12,562	107	19,570

Porcentajes de Recuperación

VUELOS

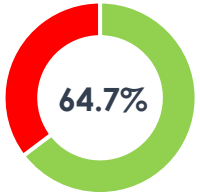

ASIENTOS

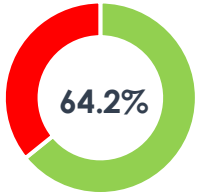

ORIGEN: NUEVA YORK NEWARK

	2021		2020	
	Vuelos	Asientos	Vuelos	Asientos
Cancún	59	10,655	58	10,635

Porcentajes de Recuperación

VUELOS

ASIENTOS

	2021		2020	
	Vuelos	Asientos	Vuelos	Asientos
México	15	1,890	43	5,418

Porcentajes de Recuperación

VUELOS

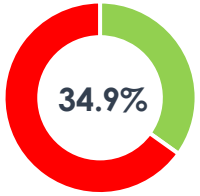

ASIENTOS

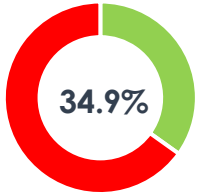

ORIGEN: ORLANDO

	2021		2020	
	Vuelos	Asientos	Vuelos	Asientos
México	24	3,729	41	6,627

Porcentajes de Recuperación

VUELOS

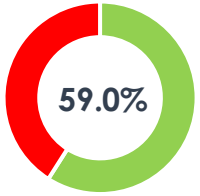

ASIENTOS

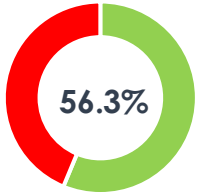

ORIGEN: PANAMA

	2021		2020	
	Vuelos	Asientos	Vuelos	Asientos
Cancún	90	14,106	105	16,265

Porcentajes de Recuperación

VUELOS

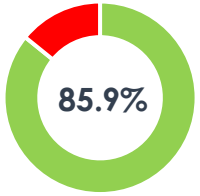

ASIENTOS

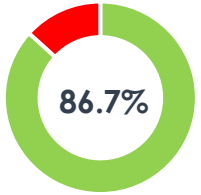

	2021		2020	
	Vuelos	Asientos	Vuelos	Asientos
México	53	8,198	90	13,241

Porcentajes de Recuperación

VUELOS

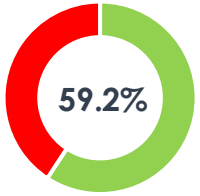

ASIENTOS

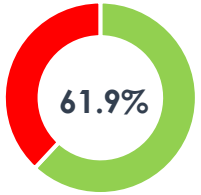

ORIGEN: PARÍS

	2021		2020	
	Vuelos	Asientos	Vuelos	Asientos
México	24	6,906	31	11,583

Porcentajes de Recuperación

VUELOS

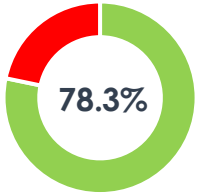

ASIENTOS

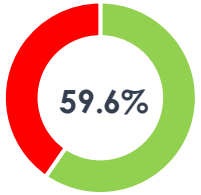

ORIGEN: PHILADELPHIA

	2021		2020	
	Vuelos	Asientos	Vuelos	Asientos
Cancún	50	8,503	48	8,750

Porcentajes de Recuperación

VUELOS

ASIENTOS

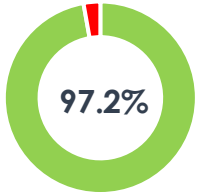

ORIGEN: PHOENIX

	2021		2020	
	Vuelos	Asientos	Vuelos	Asientos
Los Cabos	50	7,730	44	6,391

Porcentajes de Recuperación

VUELOS

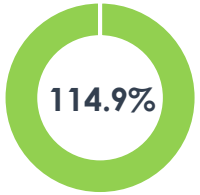

ASIENTOS

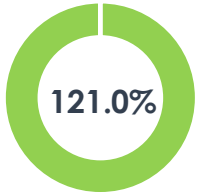

ORIGEN: SACRAMENTO

	2021		2020	
	Vuelos	Asientos	Vuelos	Asientos
Guadalajara	31	5,302	26	4,711

Porcentajes de Recuperación

VUELOS

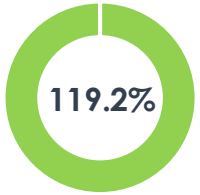

ASIENTOS

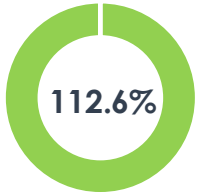

ORIGEN: SAN ANTONIO

	2021		2020	
	Vuelos	Asientos	Vuelos	Asientos
México	101	14,710	59	8,615

Porcentajes de Recuperación

VUELOS

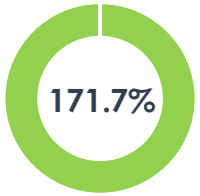

ASIENTOS

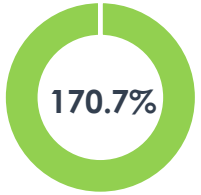

ORIGEN: SAN DIEGO

	2021		2020	
	Vuelos	Asientos	Vuelos	Asientos
Los Cabos	18	2,679	33	4,852

Porcentajes de Recuperación

VUELOS

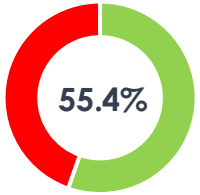

ASIENTOS

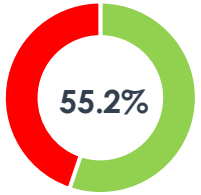

ORIGEN: SAN FRANCISCO

	2021		2020	
	Vuelos	Asientos	Vuelos	Asientos
Cancún	36	6,257	22	3,849

Porcentajes de Recuperación

VUELOS

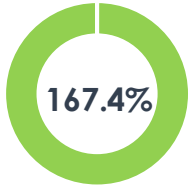

ASIENTOS

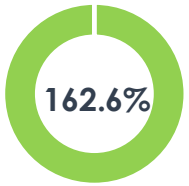

	2021		2020	
	Vuelos	Asientos	Vuelos	Asientos
Guadalajara	7	1,120	24	3,877

Porcentajes de Recuperación

VUELOS

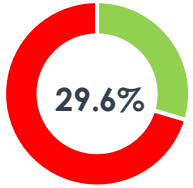

ASIENTOS

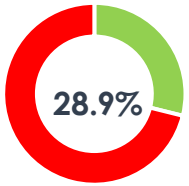

	2021		2020	
	Vuelos	Asientos	Vuelos	Asientos
Los Cabos	28	4,200	35	5,533

Porcentajes de Recuperación

VUELOS

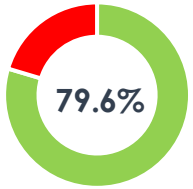

ASIENTOS

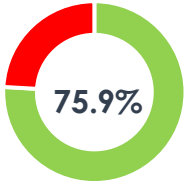

	2021		2020	
	Vuelos	Asientos	Vuelos	Asientos
México	22	3,466	61	8,804

Porcentajes de Recuperación

VUELOS

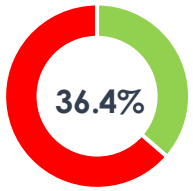

ASIENTOS

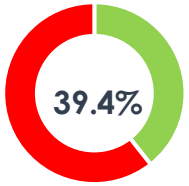

ORIGEN: SAN FRANCISCO

	2021		2020	
	Vuelos	Asientos	Vuelos	Asientos
Puerto Vallarta	20	3,005	36	5,610

Porcentajes de Recuperación

VUELOS

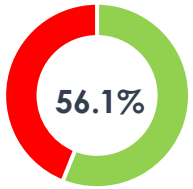

ASIENTOS

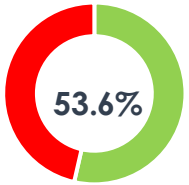

ORIGEN: SAN JOSÉ CALIFORNIA

	2021		2020	
	Vuelos	Asientos	Vuelos	Asientos
Guadalajara	19	3,401	38	6,782

Porcentajes de Recuperación

VUELOS

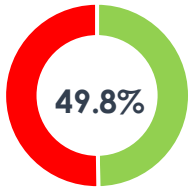

ASIENTOS

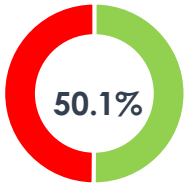

ORIGEN: SAN JOSÉ COSTA RICA

	2021		2020	
	Vuelos	Asientos	Vuelos	Asientos
México	35	3,931	49	7,973

Porcentajes de Recuperación

VUELOS

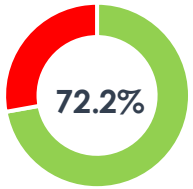

ASIENTOS

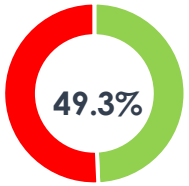

ORIGEN: SAN SALVADOR

	2021		2020	
	Vuelos	Asientos	Vuelos	Asientos
México	17	1,809	71	9,572

Porcentajes de Recuperación

VUELOS

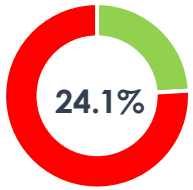

ASIENTOS

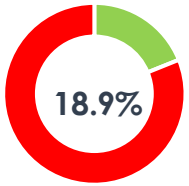

ORIGEN: SANTIAGO DE CHILE

	2021		2020	
	Vuelos	Asientos	Vuelos	Asientos
México	2	548	28	7,124

Porcentajes de Recuperación

VUELOS

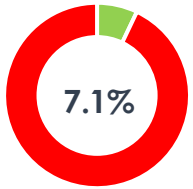

ASIENTOS

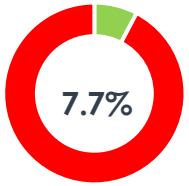

ORIGEN: SAO PAULO

	2021		2020	
	Vuelos	Asientos	Vuelos	Asientos
México	26	6,497	38	9,313

Porcentajes de Recuperación

VUELOS

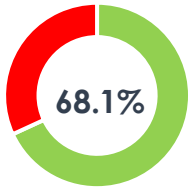

ASIENTOS

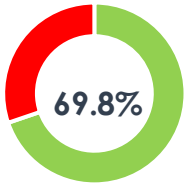

ORIGEN: ST. LOUIS

	2021		2020	
	Vuelos	Asientos	Vuelos	Asientos
Cancún	28	4,563	23	4,585

Porcentajes de Recuperación

VUELOS

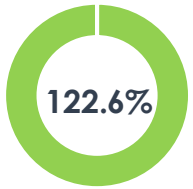

ASIENTOS

ORIGEN: TOKYO

	2021		2020	
	Vuelos	Asientos	Vuelos	Asientos
México	15	2,535	30	6,087

Porcentajes de Recuperación

VUELOS

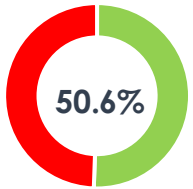

ASIENTOS

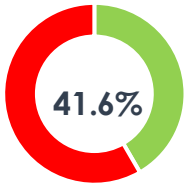

ORIGEN: TORONTO

	2021		2020	
	Vuelos	Asientos	Vuelos	Asientos
Cancún	0	0	122	28,641

Porcentajes de Recuperación

VUELOS

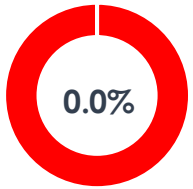

ASIENTOS

	2021		2020	
	Vuelos	Asientos	Vuelos	Asientos
México	0	0	73	10,876

Porcentajes de Recuperación

VUELOS

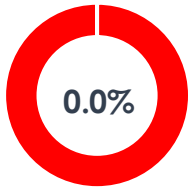

ASIENTOS

ORIGEN: VANCOUVER

	2021		2020	
	Vuelos	Asientos	Vuelos	Asientos
Cancún	0	0	41	8,758

Porcentajes de Recuperación

VUELOS

ASIENTOS

	2021		2020	
	Vuelos	Asientos	Vuelos	Asientos
México	4	787	60	9,124

Porcentajes de Recuperación

VUELOS

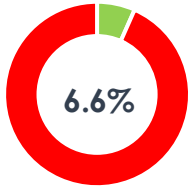

ASIENTOS

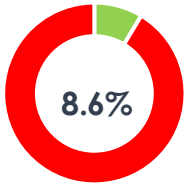

ORIGEN: CANCÚN

	2021		2020	
	Vuelos	Asientos	Vuelos	Asientos
Atlanta	77	14,740	82	14,776

Porcentajes de Recuperación

VUELOS

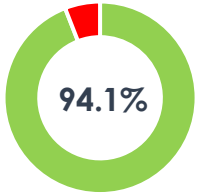

ASIENTOS

	2021		2020	
	Vuelos	Asientos	Vuelos	Asientos
Baltimore	44	6,721	49	7,349

Porcentajes de Recuperación

VUELOS

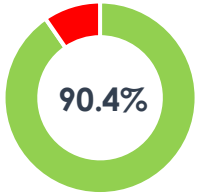

ASIENTOS

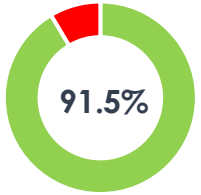

	2021		2020	
	Vuelos	Asientos	Vuelos	Asientos
Bogota	13	1,989	64	9,785

Porcentajes de Recuperación

VUELOS

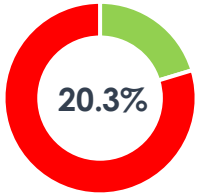

ASIENTOS

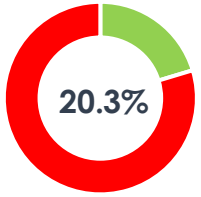

	2021		2020	
	Vuelos	Asientos	Vuelos	Asientos
Calgary	0	0	46	8,922

Porcentajes de Recuperación

VUELOS

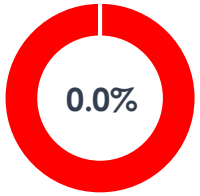

ASIENTOS

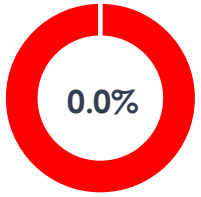

ORIGEN: CANCÚN

	2021		2020	
	Vuelos	Asientos	Vuelos	Asientos
Charlotte	60	11,125	46	9,434

Porcentajes de Recuperación

VUELOS

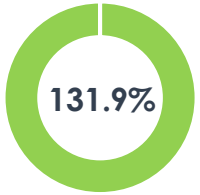

ASIENTOS

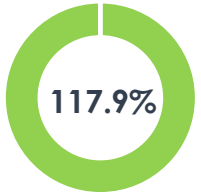

	2021		2020	
	Vuelos	Asientos	Vuelos	Asientos
Chicago Midway	23	3,289	10	1,497

Porcentajes de Recuperación

VUELOS

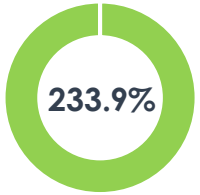

ASIENTOS

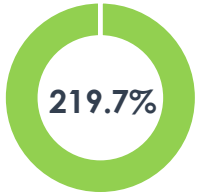

	2021		2020	
	Vuelos	Asientos	Vuelos	Asientos
Chicago O'Hare	81	14,666	109	21,875

Porcentajes de Recuperación

VUELOS

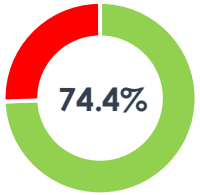

ASIENTOS

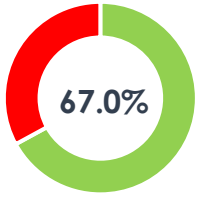

	2021		2020	
	Vuelos	Asientos	Vuelos	Asientos
Dallas-Fort Worth	123	23,710	106	18,847

Porcentajes de Recuperación

VUELOS

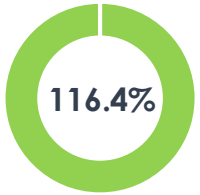

ASIENTOS

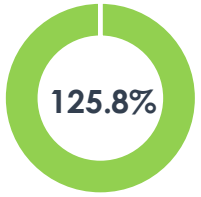

ORIGEN: CANCÚN

	2021		2020	
	Vuelos	Asientos	Vuelos	Asientos
Denver	93	16,198	67	11,515

Porcentajes de Recuperación

VUELOS

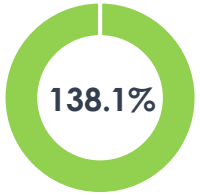

ASIENTOS

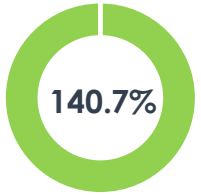

	2021		2020	
	Vuelos	Asientos	Vuelos	Asientos
Detroit	40	7,442	48	9,273

Porcentajes de Recuperación

VUELOS

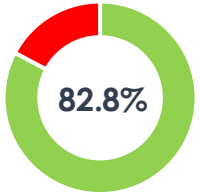

ASIENTOS

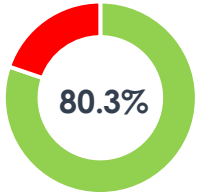

	2021		2020	
	Vuelos	Asientos	Vuelos	Asientos
Fort Lauderdale	47	8,428	60	10,051

Porcentajes de Recuperación

VUELOS

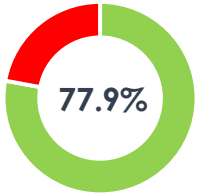

ASIENTOS

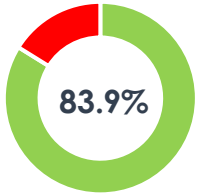

	2021		2020	
	Vuelos	Asientos	Vuelos	Asientos
Houston	91	15,779	80	14,929

Porcentajes de Recuperación

VUELOS

ASIENTOS

ORIGEN: CANCÚN

	2021		2020	
	Vuelos	Asientos	Vuelos	Asientos
La Habana	1	186	36	5,514

Porcentajes de Recuperación

VUELOS

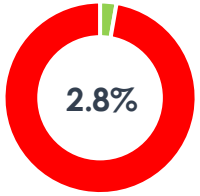

ASIENTOS

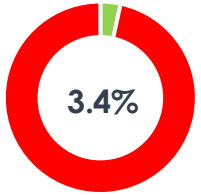

	2021		2020	
	Vuelos	Asientos	Vuelos	Asientos
Lima	15	2,154	50	7,847

Porcentajes de Recuperación

VUELOS

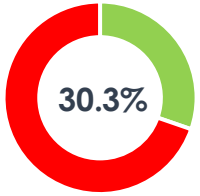

ASIENTOS

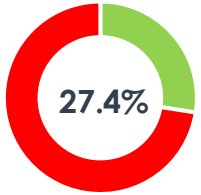

	2021		2020	
	Vuelos	Asientos	Vuelos	Asientos
Londres Heathrow	2	672	17	5,776

Porcentajes de Recuperación

VUELOS

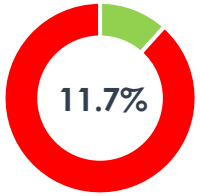

ASIENTOS

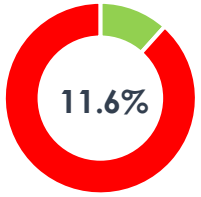

	2021		2020	
	Vuelos	Asientos	Vuelos	Asientos
Los Angeles	79	13,897	40	7,118

Porcentajes de Recuperación

VUELOS

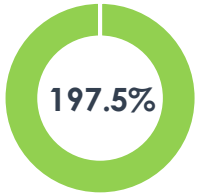

ASIENTOS

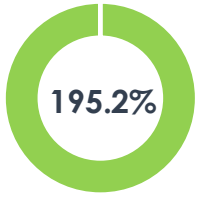

ORIGEN: CANCÚN

	2021		2020	
	Vuelos	Asientos	Vuelos	Asientos
Madrid Barajas	7	2,602	15	5,441

Porcentajes de Recuperación

VUELOS

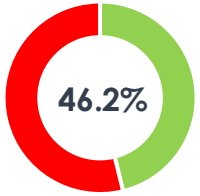

ASIENTOS

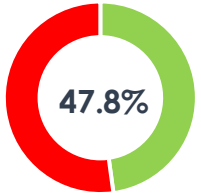

	2021		2020	
	Vuelos	Asientos	Vuelos	Asientos
Manchester	0	0	7	2,063

Porcentajes de Recuperación

VUELOS

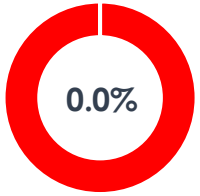

ASIENTOS

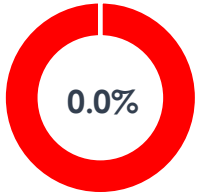

	2021		2020	
	Vuelos	Asientos	Vuelos	Asientos
Miami	84	14,799	77	13,803

Porcentajes de Recuperación

VUELOS

ASIENTOS

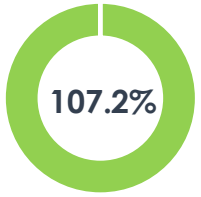

	2021		2020	
	Vuelos	Asientos	Vuelos	Asientos
Minneapolis	23	4,358	73	13,266

Porcentajes de Recuperación

VUELOS

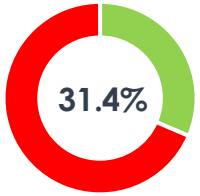

ASIENTOS

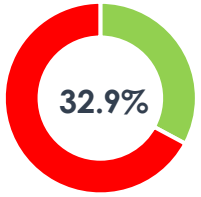

ORIGEN: CANCÚN

	2021		2020	
	Vuelos	Asientos	Vuelos	Asientos
Montreal	0	0	87	20,298

Porcentajes de Recuperación

VUELOS

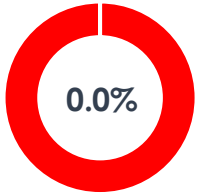

ASIENTOS

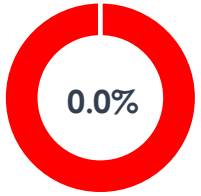

	2021		2020	
	Vuelos	Asientos	Vuelos	Asientos
Nueva York JFK	85	15,174	100	17,336

Porcentajes de Recuperación

VUELOS

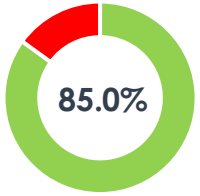

ASIENTOS

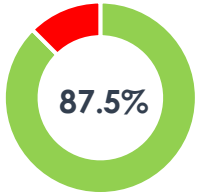

	2021		2020	
	Vuelos	Asientos	Vuelos	Asientos
Nueva York Newark	59	10,655	59	10,694

Porcentajes de Recuperación

VUELOS

ASIENTOS

	2021		2020	
	Vuelos	Asientos	Vuelos	Asientos
Panama	90	14,106	105	16,271

Porcentajes de Recuperación

VUELOS

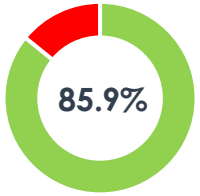

ASIENTOS

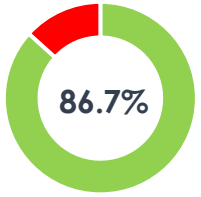

ORIGEN: CANCÚN

	2021		2020	
	Vuelos	Asientos	Vuelos	Asientos
Philadelphia	50	8,503	48	8,775

Porcentajes de Recuperación

VUELOS

ASIENTOS

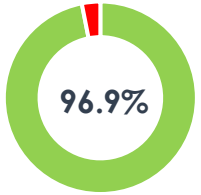

	2021		2020	
	Vuelos	Asientos	Vuelos	Asientos
San Francisco	36	6,257	22	3,908

Porcentajes de Recuperación

VUELOS

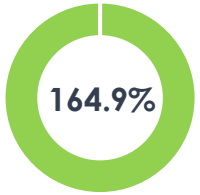

ASIENTOS

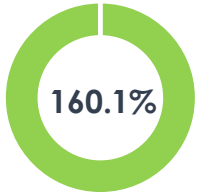

	2021		2020	
	Vuelos	Asientos	Vuelos	Asientos
St. Louis	28	4,557	23	4,585

Porcentajes de Recuperación

VUELOS

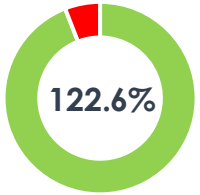

ASIENTOS

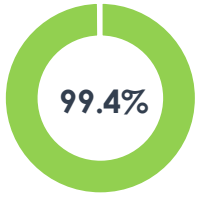

	2021		2020	
	Vuelos	Asientos	Vuelos	Asientos
Toronto	0	0	123	28,805

Porcentajes de Recuperación

VUELOS

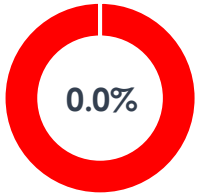

ASIENTOS

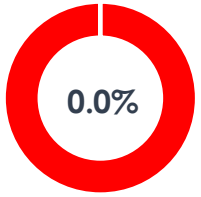

ORIGEN: CANCÚN

	2021		2020	
	Vuelos	Asientos	Vuelos	Asientos
Vancouver	0	0	41	8,680

Porcentajes de Recuperación

VUELOS

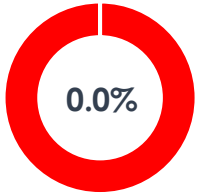

ASIENTOS

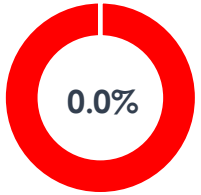

ORIGEN: GUADALAJARA

	2021		2020	
	Vuelos	Asientos	Vuelos	Asientos
Chicago Midway	14	2,506	16	2,303

Porcentajes de Recuperación

VUELOS

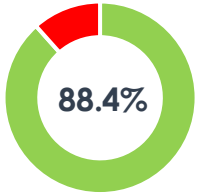

ASIENTOS

	2021		2020	
	Vuelos	Asientos	Vuelos	Asientos
Chicago O'Hare	27	4,709	36	6,238

Porcentajes de Recuperación

VUELOS

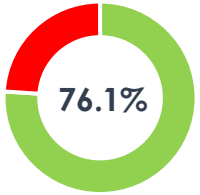

ASIENTOS

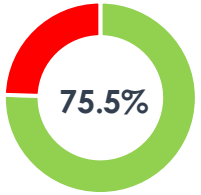

	2021		2020	
	Vuelos	Asientos	Vuelos	Asientos
Dallas-Fort Worth	43	7,487	39	5,529

Porcentajes de Recuperación

VUELOS

ASIENTOS

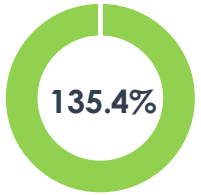

	2021		2020	
	Vuelos	Asientos	Vuelos	Asientos
Fresno	30	5,161	26	4,686

Porcentajes de Recuperación

VUELOS

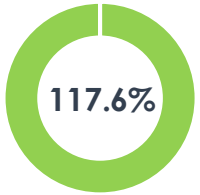

ASIENTOS

ORIGEN: GUADALAJARA

	2021		2020	
	Vuelos	Asientos	Vuelos	Asientos
Houston	54	8,111	70	6,898

Porcentajes de Recuperación

VUELOS

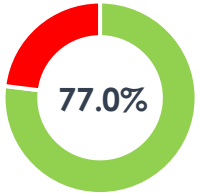

ASIENTOS

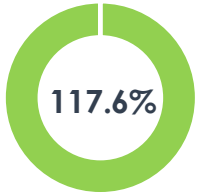

	2021		2020	
	Vuelos	Asientos	Vuelos	Asientos
Las Vegas	15	2,685	30	4,982

Porcentajes de Recuperación

VUELOS

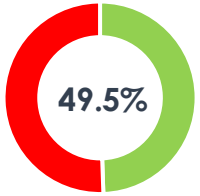

ASIENTOS

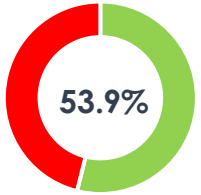

	2021		2020	
	Vuelos	Asientos	Vuelos	Asientos
Los Angeles	116	20,674	133	23,738

Porcentajes de Recuperación

VUELOS

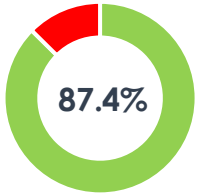

ASIENTOS

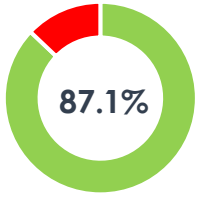

	2021		2020	
	Vuelos	Asientos	Vuelos	Asientos
Sacramento	31	5,302	26	4,711

Porcentajes de Recuperación

VUELOS

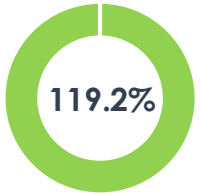

ASIENTOS

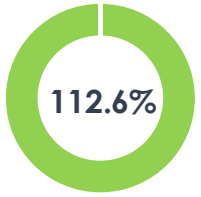

ORIGEN: GUADALAJARA

	2021		2020	
	Vuelos	Asientos	Vuelos	Asientos
San Francisco	7	1,120	24	3,877

Porcentajes de Recuperación

VUELOS

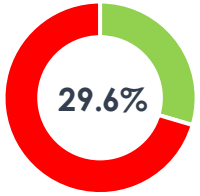

ASIENTOS

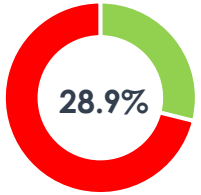

	2021		2020	
	Vuelos	Asientos	Vuelos	Asientos
San Jose, California	19	3,401	38	6,741

Porcentajes de Recuperación

VUELOS

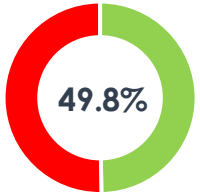

ASIENTOS

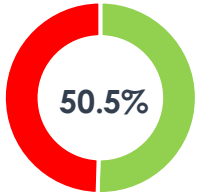

ORIGEN: LOS CABOS

	2021		2020	
	Vuelos	Asientos	Vuelos	Asientos
Dallas-Fort Worth	62	10,606	61	9,760

Porcentajes de Recuperación

VUELOS

ASIENTOS

	2021		2020	
	Vuelos	Asientos	Vuelos	Asientos
Houston	49	7,330	37	5,846

Porcentajes de Recuperación

VUELOS

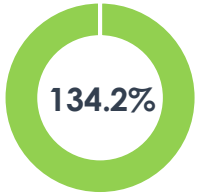

ASIENTOS

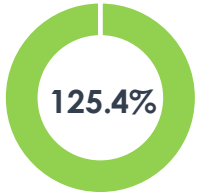

	2021		2020	
	Vuelos	Asientos	Vuelos	Asientos
Los Angeles	117	18,794	85	13,130

Porcentajes de Recuperación

VUELOS

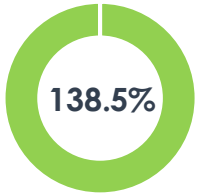

ASIENTOS

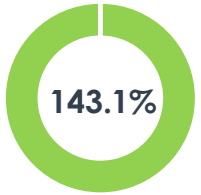

	2021		2020	
	Vuelos	Asientos	Vuelos	Asientos
Phoenix	50	7,730	44	6,391

Porcentajes de Recuperación

VUELOS

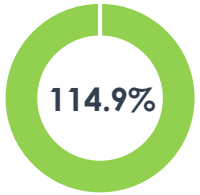

ASIENTOS

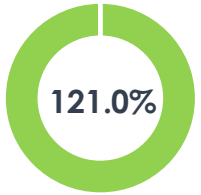

ORIGEN: LOS CABOS

	2021		2020	
	Vuelos	Asientos	Vuelos	Asientos
San Diego	18	2,679	33	4,788

Porcentajes de Recuperación

VUELOS

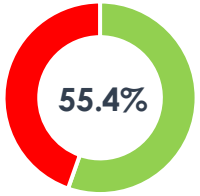

ASIENTOS

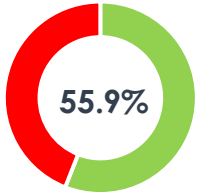

	2021		2020	
	Vuelos	Asientos	Vuelos	Asientos
San Francisco	28	4,200	35	5,550

Porcentajes de Recuperación

VUELOS

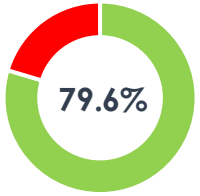

ASIENTOS

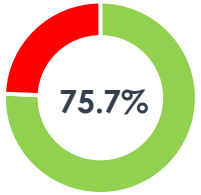

ORIGEN: MÉXICO

	2021		2020	
	Vuelos	Asientos	Vuelos	Asientos
Amsterdam	25	7,170	29	7,973

Porcentajes de Recuperación

VUELOS

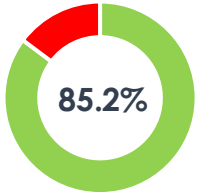

ASIENTOS

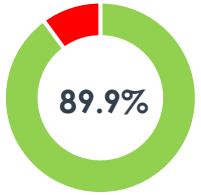

	2021		2020	
	Vuelos	Asientos	Vuelos	Asientos
Atlanta	60	9,572	72	11,459

Porcentajes de Recuperación

VUELOS

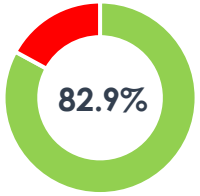

ASIENTOS

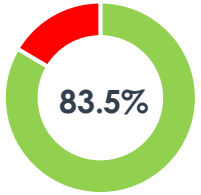

	2021		2020	
	Vuelos	Asientos	Vuelos	Asientos
Bogota	28	6,075	130	21,431

Porcentajes de Recuperación

VUELOS

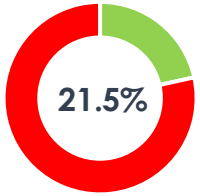

ASIENTOS

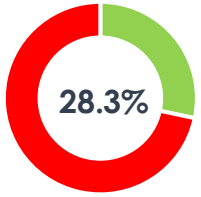

	2021		2020	
	Vuelos	Asientos	Vuelos	Asientos
Buenos Aires	3	822	22	5,852

Porcentajes de Recuperación

VUELOS

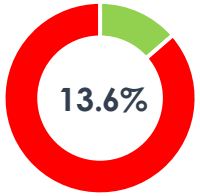

ASIENTOS

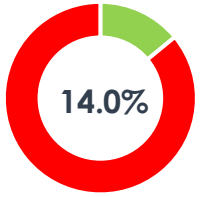

ORIGEN: MÉXICO

	2021		2020	
	Vuelos	Asientos	Vuelos	Asientos
Chicago O'Hare	67	10,756	91	14,478

Porcentajes de Recuperación

VUELOS

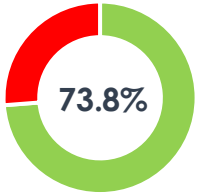

ASIENTOS

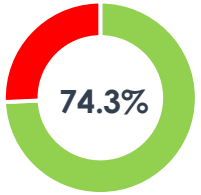

	2021		2020	
	Vuelos	Asientos	Vuelos	Asientos
Dallas-Fort Worth	114	19,116	120	17,690

Porcentajes de Recuperación

VUELOS

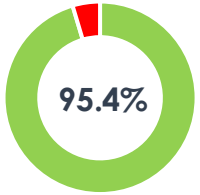

ASIENTOS

	2021		2020	
	Vuelos	Asientos	Vuelos	Asientos
Frankfurt	13	4,732	14	5,217

Porcentajes de Recuperación

VUELOS

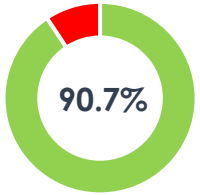

ASIENTOS

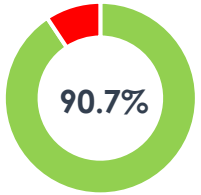

	2021		2020	
	Vuelos	Asientos	Vuelos	Asientos
Guatemala	43	4,842	80	10,231

Porcentajes de Recuperación

VUELOS

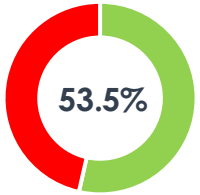

ASIENTOS

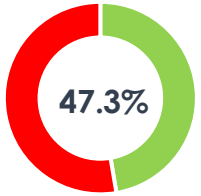

ORIGEN: MÉXICO

	2021		2020	
	Vuelos	Asientos	Vuelos	Asientos
Houston	190	30,017	156	20,245

Porcentajes de Recuperación

VUELOS

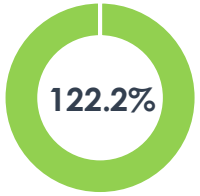

ASIENTOS

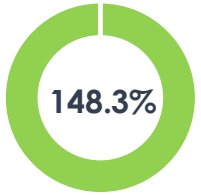

	2021		2020	
	Vuelos	Asientos	Vuelos	Asientos
La Habana	0	0	66	10,847

Porcentajes de Recuperación

VUELOS

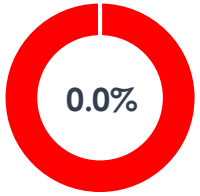

ASIENTOS

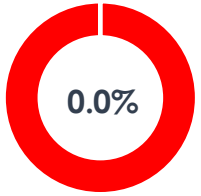

	2021		2020	
	Vuelos	Asientos	Vuelos	Asientos
Las Vegas	37	6,491	57	9,401

Porcentajes de Recuperación

VUELOS

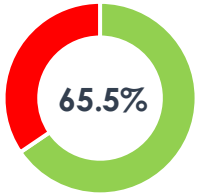

ASIENTOS

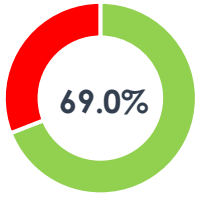

	2021		2020	
	Vuelos	Asientos	Vuelos	Asientos
Lima	19	3,478	94	15,412

Porcentajes de Recuperación

VUELOS

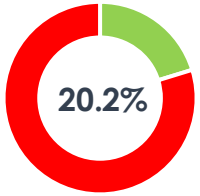

ASIENTOS

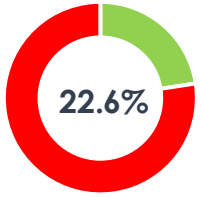

ORIGEN: MÉXICO

	2021		2020	
	Vuelos	Asientos	Vuelos	Asientos
Londres Heathrow	8	1,728	25	5,920

Porcentajes de Recuperación

VUELOS

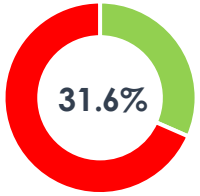

ASIENTOS

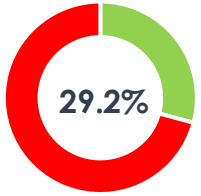

	2021		2020	
	Vuelos	Asientos	Vuelos	Asientos
Los Angeles	119	21,312	140	23,683

Porcentajes de Recuperación

VUELOS

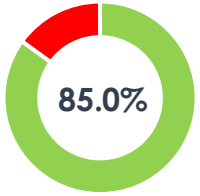

ASIENTOS

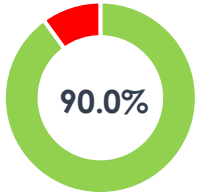

	2021		2020	
	Vuelos	Asientos	Vuelos	Asientos
Madrid Barajas	30	9,330	60	18,889

Porcentajes de Recuperación

VUELOS

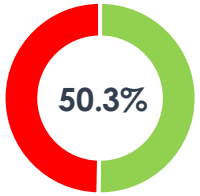

ASIENTOS

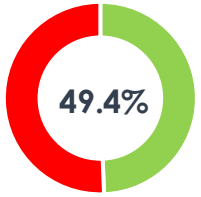

	2021		2020	
	Vuelos	Asientos	Vuelos	Asientos
Miami	129	21,475	125	18,868

Porcentajes de Recuperación

VUELOS

ASIENTOS

ORIGEN: MÉXICO

	2021		2020	
	Vuelos	Asientos	Vuelos	Asientos
Montreal	6	1,134	44	7,032

Porcentajes de Recuperación

VUELOS

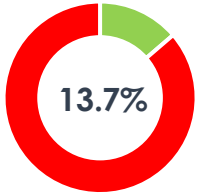

ASIENTOS

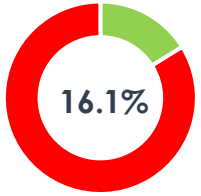

	2021		2020	
	Vuelos	Asientos	Vuelos	Asientos
Nueva York JFK	69	12,562	106	19,521

Porcentajes de Recuperación

VUELOS

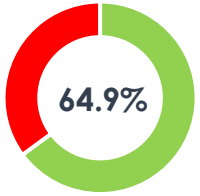

ASIENTOS

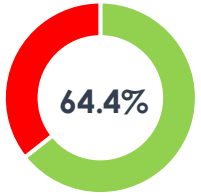

	2021		2020	
	Vuelos	Asientos	Vuelos	Asientos
Nueva York Newark	15	1,890	43	5,439

Porcentajes de Recuperación

VUELOS

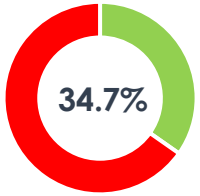

ASIENTOS

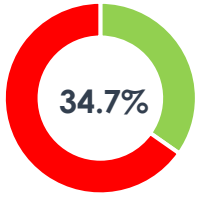

	2021		2020	
	Vuelos	Asientos	Vuelos	Asientos
Orlando	24	3,729	41	6,627

Porcentajes de Recuperación

VUELOS

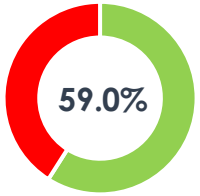

ASIENTOS

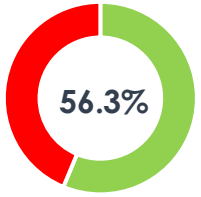

ORIGEN: MÉXICO

	2021		2020	
	Vuelos	Asientos	Vuelos	Asientos
Panama	52	8,044	90	13,241

Porcentajes de Recuperación

VUELOS

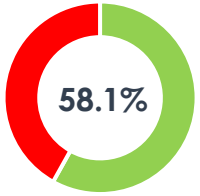

ASIENTOS

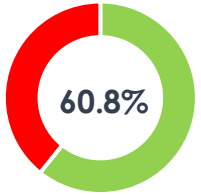

	2021		2020	
	Vuelos	Asientos	Vuelos	Asientos
Paris	24	6,906	31	11,674

Porcentajes de Recuperación

VUELOS

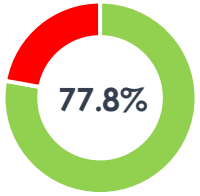

ASIENTOS

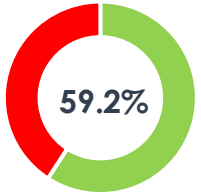

	2021		2020	
	Vuelos	Asientos	Vuelos	Asientos
San Antonio	101	14,710	59	8,615

Porcentajes de Recuperación

VUELOS

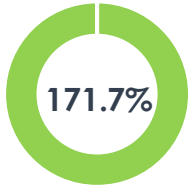

ASIENTOS

	2021		2020	
	Vuelos	Asientos	Vuelos	Asientos
San Francisco	22	3,466	61	8,786

Porcentajes de Recuperación

VUELOS

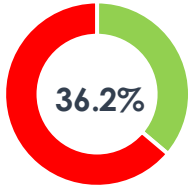

ASIENTOS

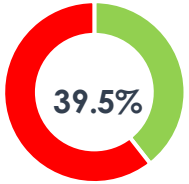

ORIGEN: MÉXICO

	2021		2020	
	Vuelos	Asientos	Vuelos	Asientos
San Jose, Costa Ric	35	3,931	48	7,949

Porcentajes de Recuperación

VUELOS

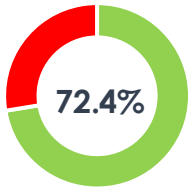

ASIENTOS

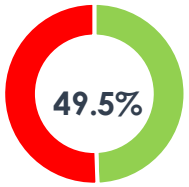

	2021		2020	
	Vuelos	Asientos	Vuelos	Asientos
San Salvador	17	1,809	71	9,577

Porcentajes de Recuperación

VUELOS

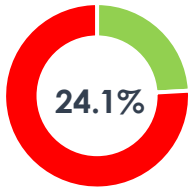

ASIENTOS

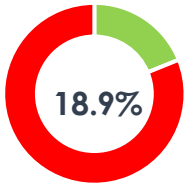

	2021		2020	
	Vuelos	Asientos	Vuelos	Asientos
Santiago De Chile	3	822	29	7,228

Porcentajes de Recuperación

VUELOS

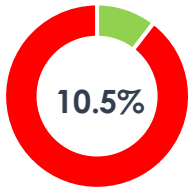

ASIENTOS

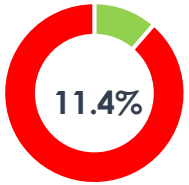

	2021		2020	
	Vuelos	Asientos	Vuelos	Asientos
Sao Paulo	25	6,280	38	9,262

Porcentajes de Recuperación

VUELOS

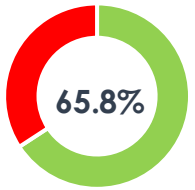

ASIENTOS

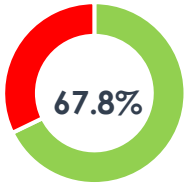

ORIGEN: MÉXICO

	2021		2020	
	Vuelos	Asientos	Vuelos	Asientos
Sao Paulo	25	6,280	38	9,262

Porcentajes de Recuperación

VUELOS

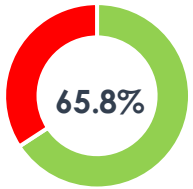

ASIENTOS

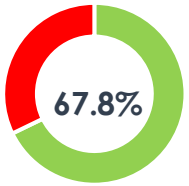

	2021		2020	
	Vuelos	Asientos	Vuelos	Asientos
Toronto	8	2,139	73	10,913

Porcentajes de Recuperación

VUELOS

ASIENTOS

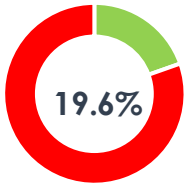

	2021		2020	
	Vuelos	Asientos	Vuelos	Asientos
Vancouver	4	787	61	9,144

Porcentajes de Recuperación

VUELOS

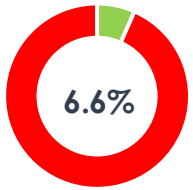

ASIENTOS

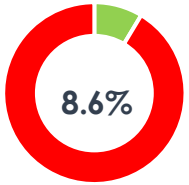

ORIGEN: MONTERREY

	2021		2020	
	Vuelos	Asientos	Vuelos	Asientos
Dallas-Fort Worth	104	11,314	75	5,700

Porcentajes de Recuperación

VUELOS

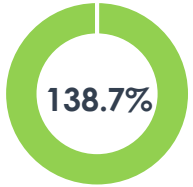

ASIENTOS

	2021		2020	
	Vuelos	Asientos	Vuelos	Asientos
Houston	93	14,658	133	12,869

Porcentajes de Recuperación

VUELOS

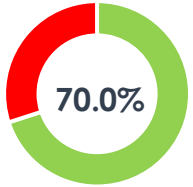

ASIENTOS

ORIGEN: PUERTO VALLARTA

	2021		2020	
	Vuelos	Asientos	Vuelos	Asientos
Calgary	0	0	48	7,740

Porcentajes de Recuperación

VUELOS

ASIENTOS

	2021		2020	
	Vuelos	Asientos	Vuelos	Asientos
Dallas-Fort Worth	29	4,988	52	8,373

Porcentajes de Recuperación

VUELOS

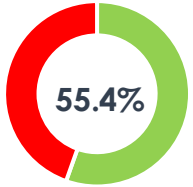

ASIENTOS

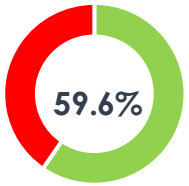

	2021		2020	
	Vuelos	Asientos	Vuelos	Asientos
Houston	30	4,476	33	4,454

Porcentajes de Recuperación

VUELOS

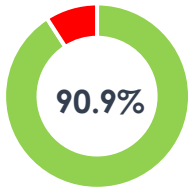

ASIENTOS

	2021		2020	
	Vuelos	Asientos	Vuelos	Asientos
Los Angeles	56	8,965	54	7,205

Porcentajes de Recuperación

VUELOS

ASIENTOS

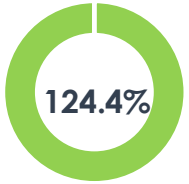

ORIGEN: PUERTO VALLARTA

	2021		2020	
	Vuelos	Asientos	Vuelos	Asientos
San Francisco	20	3,000	36	5,610

Porcentajes de Recuperación

VUELOS

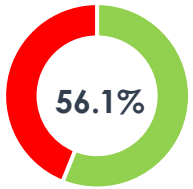
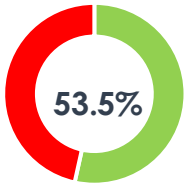
ASIENTOS